

Huawei.H12-323_V2.0.v2026-02-16.q181

Exam Code:	H12-323_V2.0
Exam Name:	HCIP-WLAN V2.0
Certification Provider:	Huawei
Free Question Number:	181
Version:	v2026-02-16
# of views:	147
# of Questions views:	1810
https://www.dumpsdb.com/dumps/Huawei/H12-323_V2.0/Huawei.H12-323_V2.0.v2026-02-16.q181	

NEW QUESTION: 1

When delivering a WLAN project, if professional area planning design is not carried out in the early stage, you may face rework operations such as reinstalling APs and laying cables after the construction is completed.

- A. True
- B. False

Answer: A ([LEAVE A REPLY](#))

NEW QUESTION: 2

In high-density office area scenarios, it is recommended to use T-shaped keels to install indoor built-in omnidirectional antenna APs, and the spatial streams must support 4+6 and above.

- A. False
- B. True

Answer: B ([LEAVE A REPLY](#))

NEW QUESTION: 3

Which of the following descriptions of the Planner operation process about WLAN is correct?

- A. Import drawings->Create a new project->Set up the environment->Deploy APs->Signal simulation
- B. Create a new project->Import drawings->Set up the environment->Deploy APs->Signal simulation
- C. Create a new project->Import drawings->Deploy AP->Set up environment->Signal simulation
- D. Import drawings -> Create a new project -> Place APs -> Set up the environment -> Signal simulation

Answer: B ([LEAVE A REPLY](#))

NEW QUESTION: 4

In WLAN networks, antenna gain is one of the most important parameters for selecting antennas.

Which of the following descriptions of antenna gain are correct? (Multiple choice)

- A. Antenna gain is a passive phenomenon; the antenna does not increase power.
- B. The parameters that represent antenna gain are dBa and dBi
- C. Antenna gain is used to measure the ability of an antenna to send and receive signals in a specific direction.
- D. The higher the gain, the farther the radio wave propagates. In actual implementation, high gain is preferred.

Answer: A,B,C ([LEAVE A REPLY](#))

NEW QUESTION: 5

Huawei's terminal dial-up test solution is mainly used to detect Wi-Fi user experience, network quality, link status and other information.

Which of the following items are included in the terminal dial test? (Multiple choice)

- A. Intranet uplink rate
- B. Internet uplink and downlink speeds
- C. Web Connectivity
- D. Terminal signal strength

Answer: A,B,C,D ([LEAVE A REPLY](#))

NEW QUESTION: 6

During the Portal authentication process, which of the following authentication request messages does the Portal server send to the access device?

- A. REQ AUTH
- B. REQ CHALLENGE
- C. HTTP GET
- D. HTTP POSTA

Answer: ([SHOW ANSWER](#))

NEW QUESTION: 7

What authentication methods are usually used for wireless guest networks in enterprise campus networks? (Multiple choice)

- A. EAP-TTLS
- B. Portal Authentication
- C. MAC-first Portal authentication
- D. Wireless 802.1x authentication

Answer: ([SHOW ANSWER](#))

NEW QUESTION: 8

Drag and Drop Question

In the wireless configuration synchronization function, wireless configuration can be divided into two types: public configuration and private configuration. Please match the specific wireless configuration with the configuration type.

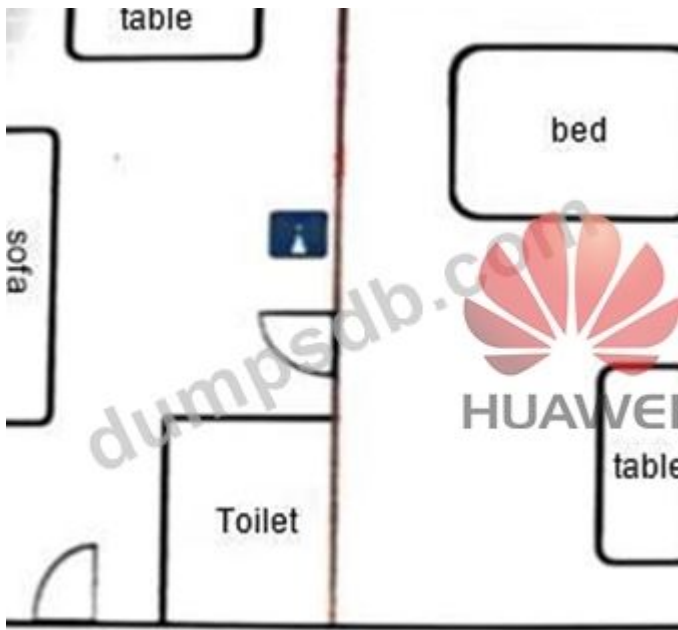
Public Configuration	VLAN
Private Configuration	DHCP
	HUAWEI Radio Resource Management
	SSID
	VLAN pool
	Routing information
	VLAN Security Policy

Answer:

Public Configuration	Private Configuration
Private Configuration	Private Configuration
	Public Configuration
	Public Configuration
	Public Configuration
	Private Configuration
	Public Configuration

NEW QUESTION: 9

As shown in the figure, this is the floor plan of a luxury suite in a hotel. In order to save costs, the customer adopted a deployment solution in which a single AP covers two rooms.



If this deployment solution is adopted, in order to ensure the coverage effect, which of the following materials are not recommended for the middle wall? (Multiple choice)

- A. Wooden board
- B. 120 mm brick wall
- C. Gypsum board
- D. Concrete

Answer: ([SHOW ANSWER](#))

NEW QUESTION: 10

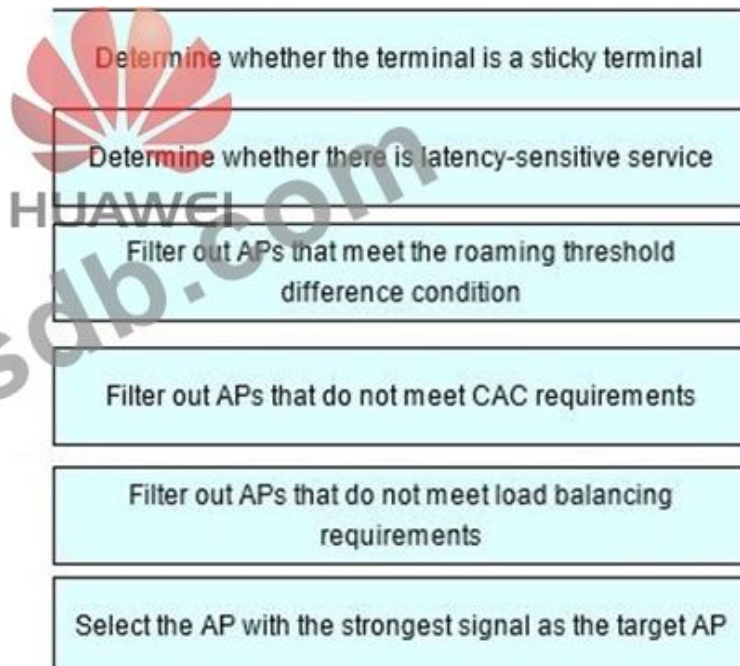
Drag and Drop Question

In Huawei's intelligent roaming solution, both APs and terminals support the 802.11k protocol.

Please sort the following WAC roaming target selection process.

Filter out APs that meet the roaming threshold difference condition	1
Filter out APs that do not meet CAC requirements	2
Determine whether there is latency-sensitive service	3
Select the AP with the strongest signal as the target AP	4
Filter out APs that do not meet load balancing requirements	5
Determine whether the terminal is a sticky terminal	6

Answer:



NEW QUESTION: 11

While accepting a WLAN project, which of the following information can be accepted using the CloudCampus APP tool? (Multiple choice)

- A. Web connectivity
- B. Internet Performance
- C. Channel Utilization
- D. Signal Strength

Answer: A,B,C,D ([LEAVE A REPLY](#))

NEW QUESTION: 12

When using the terminal test tool to perform video testing, the vMoS value is mainly used to evaluate the video experience quality.

- A. True
- B. False

Answer: ([SHOW ANSWER](#))

NEW QUESTION: 13

The acceptance index of WLAN capacity design is to ensure that the bandwidth of key services can meet the needs of concurrent users in the target area.

- A. False
- B. True

Answer: B ([LEAVE A REPLY](#))

NEW QUESTION: 14

In a WLAN network, which of the following descriptions about directional antennas and omnidirectional antennas are correct? (Multiple choice)

- A. When the coverage distance is long, omnidirectional antennas are preferred
- B. Directional antennas are suitable for coverage areas such as pedestrian streets
- C. In outdoor scenarios, try to use omnidirectional antennas for planning
- D. In outdoor scenarios, omnidirectional antennas are easier to plan than directional antennas.

Answer: B,D ([LEAVE A REPLY](#))

NEW QUESTION: 15

In a certain WLAN network, load balancing, intelligent roaming and spectrum navigation functions are deployed on the radio frequency. The engineer then configures the Mesh service on the radio frequency. This will cause the Mesh service to fail to take effect.

- A. True
- B. False

Answer: ([SHOW ANSWER](#))

NEW QUESTION: 16

Huawei's CampusInsight intelligent operation and maintenance platform includes dashboard problem analysis, network experience and other operation interfaces. The CampusInsight interface shown in the figure is which of the following operation interfaces?



- A. Experience Analysis Interface
- B. Wireless Health Interface
- C. Telemetry interface
- D. WLAN device interface

Answer: B ([LEAVE A REPLY](#))

Valid H12-323_V2.0 Dumps shared by TrainingQuiz.com for Helping Passing H12-323_V2.0 Exam! TrainingQuiz.com now offer the **newest H12-323_V2.0 exam dumps**, the TrainingQuiz.com H12-323_V2.0 exam **questions have been updated** and **answers have been corrected** get the **newest** TrainingQuiz.com H12-323_V2.0 dumps with Test Engine here:

Special Discount: Exam-Tests)

NEW QUESTION: 17

In a certain enterprise office wireless coverage scenario, since the VIP area has high bandwidth requirements and requires the terminal signal strength to be lower than -65 dBm, the STA is forced to go offline directly.

Based on the above requirements, engineers configure the fast forced user offline function on the wireless controller. What should the SNR threshold be set to?

- A. 15
- B. 25
- C. 30
- D. 20

Answer: ([SHOW ANSWER](#))

NEW QUESTION: 18

When there are many users in the WLAN network, in order to ensure the online experience of online users, the user connection admission control CAC (Call Admission Control) function can be deployed.

- A. False
- B. True

Answer: ([SHOW ANSWER](#))

NEW QUESTION: 19

Channel 14 in the 2.4 GHz band supports only the 802.11b protocol and is only available in Japan.

- A. True
- B. False

Answer: B ([LEAVE A REPLY](#))

NEW QUESTION: 20

A large enterprise needs to deploy a WLAN network. In order to achieve secure isolation between employee access and guest access, the Navi AC networking architecture is adopted. At the same time, when the enterprise engineer configures user authentication, the security policy is set to Open. Which of the following cannot be selected when configuring the authentication method?

- A. 802.1X authentication
- B. MAC Authentication
- C. Built-in Portal authentication
- D. External Portal Authentication

Answer: A ([LEAVE A REPLY](#))

NEW QUESTION: 21

The Airtime scheduling function is mainly used to schedule the wireless channel occupation time of each user to ensure that each user occupies the wireless channel relatively fairly. As shown in the figure below, there are four users User1, User2, User3 and User4 in the transmission queue, and the four users currently occupy the channel for 5, 4, 6 and 7 times respectively.



When the Airtime scheduling function is turned on, which user will be prioritized next?

- A. User2
- B. User4
- C. User3
- D. User1

Answer: A (LEAVE A REPLY)

NEW QUESTION: 22

In a WLAN network, users can use the Wi-Fi test function in the CloudCampus app to test the wireless network and services.

Among them, Wi-Fi health check can enable Jie to comprehensively detect the Wi-Fi network status from which of the following aspects? (Multiple choice)

- A. Business Experience
- B. Wi-Fi stability
- C. Coverage test
- D. Cybersecurity

Answer: A,B,C,D (LEAVE A REPLY)

NEW QUESTION: 23

PMK fast roaming is mainly aimed at scenarios using WPA/WPA2-802.1X/WPA3-802.1X security policies. Through the paired master key PMK (Pairwise Master Key) caching technology, the 802.1X authentication process is omitted, and only key negotiation is required, with low latency.

- A. False
- B. True

Answer: B (LEAVE A REPLY)

NEW QUESTION: 24

As shown in the figure, there are four users under the same antenna of an AP. They all need to transmit data. It is known that User1 has occupied the channel for 3 times and transmits a round of data for 2 times; User2 has occupied the channel for 4 times and transmits a round of data for

4 times; User3 has occupied the channel for 6 times and transmits a round of data for 6 times; User4 has occupied the channel for 7 times and transmits a round of data for 7 times. After the Airtime scheduling function is enabled, according to the Airtime scheduling mechanism, which of the following users will be prioritized for scheduling ?



- A. User4
- B. User3
- C. User1
- D. User2

Answer: A ([LEAVE A REPLY](#))

NEW QUESTION: 25

In an indoor semi-open scene, there is a "colored thick glass" between the mobile phone and the AP. The parameters for calculating the signal field strength are shown in the figure. Without considering other factors, if the field strength at the location of the mobile phone meets the requirement of 2.4G RF signal field strength of -65dBm, the maximum transmission distance attenuation value is () dB.



Answer:

83

NEW QUESTION: 26

After deploying a WLAN, the network administrator receives complaints from users about intermittent connection drops. What should be the first step in troubleshooting?

- A. Increase AP transmit power
- B. Check the signal strength and interference levels
- C. Move all APs to a higher position
- D. Increase the number of APs in the area

Answer: ([SHOW ANSWER](#))

NEW QUESTION: 27

A government needs to deploy a WLAN network. The link authentication uses open system authentication, but the security requirements are extremely high. When engineers select security strategies, which of the following should they use first?

- A. WPA3-802.IX
- B. Static WEP
- C. OWE
- D. WPA/WPA2-PPSK

Answer: A ([LEAVE A REPLY](#))

NEW QUESTION: 28

WLAN Planner supports batch import function, which can import existing or shared project files

- A. True
- B. False

Answer: ([SHOW ANSWER](#))

NEW QUESTION: 29

In the bathroom scenario network planning plan, if the men's and women's toilets are adjacent, you can place an AP in the middle to ensure signal coverage.

- A. False
- B. True

Answer: B ([LEAVE A REPLY](#))

NEW QUESTION: 30

When using WLAN Planner to deploy equipment, you can double-click the AP to set the azimuth and downtilt angle of the directional antenna. The maximum downtilt angle can be set to () degrees.

Answer:

30

NEW QUESTION: 31

When creating a new outdoor area, WLAN Planner supports importing judgment pictures, CAD drawings or map files. If the imported CAD drawings (DWG files) are used, WLAN Planner can quickly identify and set obstacles.

A. False

B. True

Answer: ([SHOW ANSWER](#))

Valid H12-323_V2.0 Dumps shared by TrainingQuiz.com for Helping Passing H12-323_V2.0 Exam! TrainingQuiz.com now offer the **newest H12-323_V2.0 exam dumps**, the TrainingQuiz.com H12-323_V2.0 exam **questions have been updated** and **answers have been corrected** get the **newest** TrainingQuiz.com H12-323_V2.0 dumps with Test Engine here:

https://www.trainingquiz.com/H12-323_V2.0-practice-quiz.html (680 Q&As Dumps, **40%OFF**)

Special Discount: Exam-Tests)

NEW QUESTION: 32

In the WAC+FITAP networking scenario, CAPWAP tunnels support both IPv4 and IPv6 dual stacks. However, when deploying a WLAN network, it is not recommended to have both IPv4 APs and IPv6 APs in one area, otherwise it will affect services such as spectrum navigation, smart roaming, and load balancing.

A. False

B. True

Answer: **B** ([LEAVE A REPLY](#))

NEW QUESTION: 33

Which of the following descriptions of Huawei terminal plug-in test solutions is wrong?

A. CampusInsight is used as the background analysis tool, which is responsible for receiving and analyzing the data reported by the APP.

B. The terminal needs to install a special "dial test APP" on the mobile phone to collect data

C. Terminal dial test is a test method for network link quality, which detects Wi-Fi user experience, network quality, link status and other information

D. Xserver acts as a data site, providing intranet test platform, vMos test plug-in, etc.

Answer: ([SHOW ANSWER](#))

NEW QUESTION: 34

During the demand collection phase of WLAN network planning, three types of information need to be obtained: basic requirements, business requirements, and installation requirements. Which of the following information is not included in the business requirements?

A. Field strength requirements

B. Terminal Type

C. Power distribution method

D. Coverage area

Answer: ([SHOW ANSWER](#))

NEW QUESTION: 35

Huawei terminal dial test function is integrated in CloudCampus APP. After the terminal is associated with the wireless signal, open the terminal dial test tool in the APP to test. After the test is completed, the report can be exported on the Campuinsight platform

- A. False
- B. True

Answer: B ([LEAVE A REPLY](#))

NEW QUESTION: 36

The engineer logged into CampusInsight to inspect the customer's wireless network. By checking the wireless problem analysis (the results are shown in the figure below), it was found that one of the A devices had a non-5 priority access problem.



Which of the following could not be the cause of this problem?

- A. There is an obstacle blocking the signal
- B. 5G power is too low
- C. 5G priority function is turned off
- D. Too many access terminals

Answer: ([SHOW ANSWER](#))

NEW QUESTION: 37

In WLAN network, according to different channel bundling methods, the channel working bandwidth can be divided into several different types: 40MHz+, 40 MHz, 80 MHz, 80+80 MHz and 160MHz.

Which of the following descriptions about the operating bandwidth of an 80MHz channel is correct?

- A. 80MHz is to bundle two discontinuous 40MHz channels together and select one of the four 20MHz channels as the main channel
- B. 80MHz is to bundle two discontinuous 40MHz channels together and select the higher frequency among the four 20MHz channels as the main channel
- C. 80MHz is to bundle two consecutive 40MHz channels together and select the higher frequency among the four 20MHz channels as the main channel
- D. 80MHz is to bundle two consecutive 40MHz channels together and select one of the four 20MHz channels as the main channel

Answer: ([SHOW ANSWER](#))

NEW QUESTION: 38

Leader Which of the following are included in the AP working mode? (Multiple choice)

- A. Gateway Mode

- B. Bridge Mode
- C. Routing Mode
- D. Active/standby mode

Answer: ([SHOW ANSWER](#))

NEW QUESTION: 39

In a wireless network, the terminal transmission rate is directly related to the signal strength it receives from the AP. When the signal strength is too low, the terminal rate will be significantly slower. To ensure the experience of the wireless terminal, it is recommended to adjust the AP power as high as possible when optimizing coverage, so as to ensure the signal strength received by the terminal.

- A. True
- B. False

Answer: B ([LEAVE A REPLY](#))

NEW QUESTION: 40

Through the spectrum navigation function, the AP can control the user terminal to access 5G first. However, once the number of access users of the AP reaches the starting threshold of the spectrum navigation 5G priority, the user terminal will be free to choose the access frequency band.

- A. True
- B. False

Answer: ([SHOW ANSWER](#))

NEW QUESTION: 41

When planning a WLAN network, the planned channels and power must not exceed the range supported by the country code, otherwise the network planning solution will not be applicable in practice.

- A. False
- B. True

Answer: B ([LEAVE A REPLY](#))

NEW QUESTION: 42

In the WLAN network intelligent roaming scenario, WAC will select the target AP that triggers the terminal to roam based on factors such as signal-to-noise ratio, access rate, and load balancing. The figure shows the selection process of the roaming target AP when the terminal supports the 802.11k protocol. Which of the following is correct?



- A. 2,5,1,3,4
- B. 2,4,1,5,3
- C. 2,5,1,4,3
- D. 2,4,1,3,5

Answer: D (LEAVE A REPLY)

NEW QUESTION: 43

In roaming scenarios, some terminals will not roam to an AP with better signal even if the AP forces them to go offline due to individual differences. Instead, they will "stubbornly" associate with the AP they last associated with, or even stop associating. For such terminals, WAC will directly kick them offline.

- A. True
- B. False

Answer: B (LEAVE A REPLY)

NEW QUESTION: 44

After the terminal associates with the wireless signal, a roaming test is performed through the CloudCampus APP. The roaming test results are shown in the figure below. Then the signal strength of the terminal associated with the AP after roaming is () dBm.



Answer:

NEW QUESTION: 45

In Huawei's intelligent roaming solution, during the roaming execution phase, for terminals that support the () protocol, the AP uses the BSS transition mechanism to take the user offline, prompting the terminal to roam to the target AP.

Answer:

802.11v

NEW QUESTION: 46

In Huawei's intelligent immersion solution, it is necessary to collect information about neighboring APs. The collection method only relies on the AP to listen to the Probe frame of the terminal, or the AP periodically switches channels and actively scans the terminal.

A. False

B. True

Answer: A (LEAVE A REPLY)

Valid H12-323_V2.0 Dumps shared by TrainingQuiz.com for Helping Passing H12-323_V2.0 Exam! TrainingQuiz.com now offer the **newest H12-323_V2.0 exam dumps**, the TrainingQuiz.com H12-323_V2.0 exam **questions have been updated** and **answers have been corrected** get the **newest** TrainingQuiz.com H12-323_V2.0 dumps with Test Engine here: https://www.trainingquiz.com/H12-323_V2.0-practice-quiz.html (680 Q&As Dumps, **40%OFF** Special Discount: **Exam-Tests**)

NEW QUESTION: 47

Multicast messages are sent at a low rate on the air interface. A large number of such messages will occupy a large amount of air interface resources, affecting the transmission of normal user service data packets. In scenarios without multicast services, when the service data forwarding method adopts tunnel forwarding, it is recommended to configure multicast message suppression on WAC. Which of the following configuration commands for the multicast packet suppression function is correct?

A. [WAC-wlan-view] rrm-profile name test

[WAC-wlan-rrm-prof-test] traffic-optimize multicast-suppression packets 1000

B. [WAC-wlan-view] rrm-profile name test

[WAC-wlan-rrm-prof-test] traffic-optimize broadcast-suppression packets 1000

C. [WAC-wlan-view] traffic-profile name test

[WAC-wlan-traffic-prof-test] traffic-optimize multicast-suppression packets 1000

D. [WAC-wlan-view] traffic-profile name test

[WAC-wlan-traffic-prof-test] traffic-optimize broadcast-suppression packets 1000

Answer: C (LEAVE A REPLY)

NEW QUESTION: 48

With the development of Wi-Fi technology, WLAN network has become one of the main means of enterprise network access, and users have higher requirements for the experience of WLAN network. In order to meet the user experience requirements, engineers need to continuously maintain and optimize the WLAN network.

Usually, engineers optimize WLAN networks from which of the following aspects? (Multiple choice)

- A. Client Optimization
- B. Wired network optimization
- C. Wireless beam optimization
- D. Network optimization

Answer: ([SHOW ANSWER](#))

NEW QUESTION: 49

Radio frequency mainly uses spread spectrum technology. Which of the following technologies belong to spread spectrum technology? (Multiple choice)

- A. QPSK
- B. DSSs
- C. OFDM
- D. FHSS

Answer: ([SHOW ANSWER](#))

NEW QUESTION: 50

In WLAN network planning and design, which of the following is correct about the wiring design? (Multiple choice)

- A. The maximum length of the network cable between the AP and the switch should not exceed 100 meters, and in some cases it should not exceed 80 meters.
- B. When calculating the length of the network cable, it is best to just be able to reach from the switch to the AP point.
- C. Communicate with the customer in advance about the feasibility of the route to avoid construction being affected by property or aesthetic requirements
- D. Keep the wiring away from strong electricity and strong magnetism as much as possible

Answer: A,C,D ([LEAVE A REPLY](#))

NEW QUESTION: 51

WLAN common tools WLAN Planner and CloudCampus APP are both web-based software and are fully open to the public. Users only need to register a Uniportal account to log in and use them.

- A. True
- B. False

Answer: ([SHOW ANSWER](#))

NEW QUESTION: 52

An engineer inspected the customer's live network and found that the VRRP hot backup failed to be established. He queried relevant information through the following command line, and the following information was displayed.

```
[AC] display hsrp-service v
Hot Standby Service Information:
-----
Local IP Address       : 10.1.1.1
Peer IP Address       : 10.1.1.2
Source Port           : 10241
Destination Port      : 10242
Keep Alive Times      : 5
Keep Alive Interval    : 2
Service State         : Disconnected
Service Batch Modules :
-----
```

According to the echo information, which of the following is the main reason for the failure of hot standby establishment?

- A. HSB function is not enabled. It is recommended to enable HSB function.
- B. The HSB link is not configured. It is recommended to check the HSB configuration module.
- C. The VRRP status is abnormal. It is recommended to check the VRRP configuration.
- D. The HSB channel is not connected. It is recommended to check the HSB network connectivity between the active and standby ACs.

Answer: [\(SHOW ANSWER\)](#)

NEW QUESTION: 53

In the wireless coverage scenarios of wards and clinics, engineers proposed two network planning solutions as shown in the figure.



Which of the following descriptions of these two solutions are correct?

- A. If the walls between rooms are brick walls, it is recommended to use solution A, which is to place a panel AP or RU in each room and install it on the ceiling.
- B. If the walls between the rooms are plaster walls, it is recommended to use solution B, where one AP or RU covers two rooms and is installed on the ceiling.
- C. If the wall between the rooms is a gypsum wall, it is recommended to use solution B, one AP or RU covers two rooms and is mounted on the wall.
- D. If the walls between rooms are brick walls, it is recommended to use solution A, which is to place a panel AP or RU in each room and mount it on the wall.

Answer: [B \(LEAVE A REPLY\)](#)

NEW QUESTION: 54

In the Wi-Fi 6 protocol, both OFDMA and QMUIHO can improve the multi-user concurrent experience in high-density scenarios. Among them, MU-MHO is more sensitive to the motion state of the terminal, and the movement of the terminal will cause the gain effect to drop rapidly.

- A. True
- B. False

Answer: B ([LEAVE A REPLY](#))

NEW QUESTION: 55

In WLAN networks, different Wi-Fi protocol standards have different corresponding parameters such as frequency bands, encoding methods, number of spatial streams, channel bandwidth and theoretical rate.

Which of the following Wi-Fi standards support both 2.4GHz and 5GHz bands? (Multiple choice)

- A. 802.11ax
- B. 802.11n
- C. 802.11ac
- D. 802.11g

Answer: A,B ([LEAVE A REPLY](#))

NEW QUESTION: 56

The wireless air interface is a virtual logical interface on an AP or terminal. Many factors affect the performance of the wireless air interface, but which of the following factors is not included?

- A. Interference from WLAN equipment
- B. Differences in terminal capabilities
- C. Switch forwarding capability
- D. Interference from non-WLAN devices

Answer: ([SHOW ANSWER](#))

NEW QUESTION: 57

When an enterprise deploys a WLAN network, user access authentication uses Portal authentication. After successful authentication, the network can be reconnected within a certain period of time without entering the user name and password to re-authenticate the portal. Which of the following authentication methods can the enterprise engineer choose to deploy?

- A. External Portal server authentication
- B. MAC authentication with Portal server
- C. Built-in Portal server authentication
- D. MAC-first Portal authentication

Answer: D ([LEAVE A REPLY](#))

NEW QUESTION: 58

Which of the following options are the business demand characteristics of high-density venues?

(Multiple choice)

- A. There are many user terminals and the types are concentrated
- B. Various business access control types
- C. The user only connects to a certain area and does not need to consider roaming
- D. Large number of user registration management, centralized user authentication

Answer: ([SHOW ANSWER](#))

NEW QUESTION: 59

Which of the following common WLAN tools can obtain the signal strength of the AP? (Multiple choice)

- A. Huawei WLAN Tester
- B. WirelessMon
- C. Omnippeek
- D. inSSIDer

Answer: A,B,D ([LEAVE A REPLY](#))

NEW QUESTION: 60

During STA roaming, WAC will record the STA roaming track, that is, the AP information passed by. Run the displaystationroam-track command on the WAC to view the STA's roaming track.

Which of the following information is not included?

- A. Name of the AP that the STA passes through
- B. Negotiation rate between STA and AP
- C. SSID that the STA is currently associated with
- D. STA passes through AP's SSID

Answer: ([SHOW ANSWER](#))

NEW QUESTION: 61

In the daily operation and maintenance of the WLAN network, logging into the wireless controller Web network management and checking the WAC alarm information is also an important step.

When engineers discover which of the following alarm levels, they need to handle them promptly?

(Multiple choice)

- A. Uncertain
- B. Clear
- C. Important
- D. Emergency

Answer: C,D ([LEAVE A REPLY](#))

TrainingQuiz.com H12-323_V2.0 exam **questions have been updated** and **answers have been corrected** get the **newest** TrainingQuiz.com H12-323_V2.0 dumps with Test Engine here:

https://www.trainingquiz.com/H12-323_V2.0-practice-quiz.html (680 Q&As Dumps, **40%OFF**)

Special Discount: Exam-Tests)

NEW QUESTION: 62

TPA3 certification is divided into enterprise version and personal version, namely YPA3-802.1X certification and PA3-SAE certification.

- A. True
- B. False

Answer: A (LEAVE A REPLY)

NEW QUESTION: 63

A company's WLAN network has multiple APs working in the 2.4G frequency band. Since there are relatively few available channels in the 2.46 frequency band, the recommended bandwidth is 20 MHz .

- A. False
- B. True

Answer: B (LEAVE A REPLY)

NEW QUESTION: 64

In an enterprise office scenario, there may be a demand for video conferencing access. Which of the following are the characteristics of video conferencing access services? (Multiple choice)

- A. Sudden
- B. High bandwidth
- C. Delay Sensitivity
- D. High concurrency

Answer: (SHOW ANSWER)

NEW QUESTION: 65

The wireless air interface is a complex environment. The WLAN network experience is related to many factors. In addition to adjusting the networking, configuration, and working channels of the WLAN network itself, it is also necessary to adjust the parameter configuration of the wireless terminal. Which of the following options are correct for describing client optimization methods? (Multiple choice)

- A. Set the wireless terminal's preferred frequency band to 5G
- B. Configure the wireless adapter energy saving mode to the highest performance in the terminal power scheme
- C. Upgrade the terminal wireless network card driver to the latest version
- D. Disable support for U-APSD power saving function

Answer: A,B,C,D (LEAVE A REPLY)

NEW QUESTION: 66

Which of the following items are correct in describing the Navi AC networking method? (Multiple choice)

- A. Navi AC is responsible for authenticating STA
- B. The A source address of the CAPWAP protocol needs to be specified on both the Local AC and the Navi AC, and the source address must belong to the same Layer 2 network.
- C. Establish a CAPWAP tunnel between the Local AC and the Navi AC to forward service traffic to the Navi AC for processing
- D. Local AC is responsible for centralized management of APs

Answer: A,C,D ([LEAVE A REPLY](#))

NEW QUESTION: 67

In WLAN network, daily operation and maintenance is a part of network maintenance. By detecting the version of network equipment, network bandwidth, network security, etc., various parameters of the network under normal conditions can be obtained, thus laying a good foundation for troubleshooting.

- A. True
- B. False

Answer: ([SHOW ANSWER](#))

NEW QUESTION: 68

In the daily operation and maintenance of WLAN networks, engineers need to regularly observe whether the fan of the equipment is working normally, because when the temperature continues to rise to a dangerous temperature, the equipment will automatically cut off the power, causing business interruption.

- A. True
- B. False

Answer: A ([LEAVE A REPLY](#))

NEW QUESTION: 69

Which of the following options are correct about the advantages and disadvantages of the traditional WLAN network operation and maintenance methods and the CampusInsight intelligent operation and maintenance methods? (Multiple choice)

- A. Traditional operation and maintenance methods lack correlation analysis between users and networks and cannot accurately measure the user experience effect
- B. CampusInsight intelligent operation and maintenance uses the big data platform to uniformly collect, store and analyze data, and has efficient big data processing capabilities
- C. Campusinsight intelligent operation and maintenance can identify potential faults based on dynamic baselines, big data associations, etc.

D. Traditional operation and maintenance methods cannot proactively identify and analyze issues that may affect user perception

Answer: A,B,C,D ([LEAVE A REPLY](#))

NEW QUESTION: 70

When designing indoor AP coverage, the number of obstacles that the signal passes through should be minimized. It is not recommended to penetrate 240m thick brick walls, concrete walls or metal walls for coverage.

A. True

B. False

Answer: ([SHOW ANSWER](#))

NEW QUESTION: 71

An engineer is deploying a wireless network. Guest access uses Portal authentication, the authentication point is the wireless controller, and the authentication server uses iMaster NCE-Campus. The contents of the Portal server template configured on the wireless controller are as follows. Which of the following descriptions of the configuration are correct? (Multiple choice)

A. The IP address for communication between the device and the Portal server is 10.10.10.254

B. The URL redirected to the user will contain the ssid name

C. The IP address of the Portal server is 10.23.200.1

D. The port number for processing Portal protocol packets on the device is 50200

Answer: A,B,C,D ([LEAVE A REPLY](#))

NEW QUESTION: 72

Among the following WAC high-reliability networking methods, which ones require that the models and software versions of the active and standby WACs must be exactly the same?

(Multiple choice)

A. Dual-link hot backup

B. VRRP hot backup

C. Dual-link cold backup

D. N+1 backup

Answer: A,B ([LEAVE A REPLY](#))

NEW QUESTION: 73

Which of the following options are common coverage methods in enterprise high-density scenarios?

(Multiple choice)

A. Install under the seat

B. Pole installation

C. Side installation

D. Ceiling Installation

Answer: A,B,C,D ([LEAVE A REPLY](#))

NEW QUESTION: 74

In actual projects, engineers often use the "Roaming Experience" function of the CiudCampus APP to detect changes in Wi-Fi information and roaming switching during mobile phone roaming. This feature can be found in which of the following "Tools" pages of the CloudCampus app?

- A. Coverage Test
- B. Business Testing
- C. Scenario Testing
- D. Project Delivery

Answer: B (LEAVE A REPLY)

NEW QUESTION: 75

An engineer is deploying a wireless network. User access uses 802.1X authentication, the authentication point is the wireless controller, and the authentication server uses iMaster NCE-Campus. The RADIUS authentication parameters are configured on the wireless controller as follows. Which of the following descriptions of the configuration are correct? (Multiple choice)

```
[WAC-wlan-view] quit
[WAC] radius-server template wlan-net
[WAC-radius-wlan-net] radius-server authentication 10.23.103.1 1812
[WAC-radius-wlan-net] radius-server accounting 10.23.103.1 1813
[WAC-radius-wlan-net] radius-server shared-key cipher huawei@123
[WAC-radius-wlan-net] quit
[WAC-wlan-view] quit
[WAC] aaa
[WAC-aaa] accounting-scheme scheme1
[WAC-aaa-accounting-scheme1] accounting-mode radius
[WAC-aaa-accounting-scheme1] accounting realtime 15
[WAC-aaa-accounting-scheme1] quit
[WAC-aaa] quit
```

- A. Configure the accounting mode to RADIUS
- B. The device charges by duration, and the real-time billing function is not enabled
- C. The RADIUS server address is 10.23.103.1
- D. RADIUS authentication and accounting port numbers are 1812 and 1813 respectively

Answer: A,B,C,D (LEAVE A REPLY)

NEW QUESTION: 76

The tool is used for site survey. The network card must be loaded before starting the site survey. Which of the following statements about network card loading is correct? (Multiple choice)

- A. After entering the tool for the first time, the network card must be loaded when starting the site survey
- B. After opening the tool, you only need to load the network card once
- C. Before each site survey, the network card must be loaded
- D. After opening the tool to load the network card, the second time the network card is loaded, it will be automatically loaded, but there will be a gap in between.

Answer: A,D (LEAVE A REPLY)

Valid H12-323_V2.0 Dumps shared by TrainingQuiz.com for Helping Passing H12-323_V2.0 Exam! TrainingQuiz.com now offer the **newest H12-323_V2.0 exam dumps**, the TrainingQuiz.com H12-323_V2.0 exam **questions have been updated** and **answers have been corrected** get the **newest** TrainingQuiz.com H12-323_V2.0 dumps with Test Engine here: https://www.trainingquiz.com/H12-323_V2.0-practice-quiz.html (680 Q&As Dumps, **40%OFF** Special Discount: **Exam-Tests**)

NEW QUESTION: 77

Due to the small area and single user needs of a certain store, FAT AP is used to deploy a Wi-Fi 6 network.

So, when implementing a project, which of the following methods can engineers use to log in to the FAT AP to configure services? (Multiple choice)

- A. Mini USB port login
- B. Wireless login
- C. Login via direct network connection
- D. Console port login

Answer: A,B,C,D (LEAVE A REPLY)

NEW QUESTION: 78

Which of the following descriptions of the spectrum analysis function of CampusInsight is wrong?

- A. To ensure that the spectrum analysis function of CampusInsight is displayed normally, the spectrum analysis function needs to be enabled on the wireless controller in advance.
- B. CampusInsight presents real-time full-channel status monitoring based on AP granularity and supports viewing historical trend graphs
- C. CampusInsight spectrum analysis is based on the full channel status monitoring capability of the AP. If the wireless device does not have the channel scanning function enabled, this function cannot be realized.
- D. View the device spectrum analysis details on the platform, including device information, full channel status monitoring, non-Wi-Fi interference sources, Wi-Fi interference sources, and illegal devices.

Answer: C (LEAVE A REPLY)

NEW QUESTION: 79

Portal authentication is also commonly known as Web authentication. The Portal authentication system is mainly composed of three basic elements: client, access device and Portal server.

- A. True
- B. False

Answer: B (LEAVE A REPLY)

NEW QUESTION: 80

When a large enterprise deploys a wireless network, it needs to provide wireless access services for both internal employees and temporary visitors. Visitor traffic may bring potential security threats to the network. In order to ensure the security of the enterprise network, which of the following networking methods is recommended?

- A. Agile distributed networking
- B. Networking with onboard AC
- C. WAC+FITAP networking
- D. NaviAc Networking

Answer: D ([LEAVE A REPLY](#))

NEW QUESTION: 81

In Huawei's terminal pull-out test solution, the pull-out test report can be exported through the CampusInsight platform.

Which of the following parameters can be used to select report exports on the CampusInsight platform? (Multiple choice)

- A. Equipment Manufacturer
- B. Pull-out test items
- C. Test terminal
- D. Pull-out test time

Answer: A,B,C,D ([LEAVE A REPLY](#))

NEW QUESTION: 82

Perform a roaming test through the CloudCampus app. After the test is completed, the roaming record is as shown in the figure below. Which options are correct for describing this roaming? (Multiple choice)



- A. No packet loss occurred during roaming test
- B. The working channel of the AP accessed by the terminal changes before and after roaming
- C. The signal strength of the terminal before roaming is -78 dBm
- D. The signal strength of the terminal after roaming access to the AP is -33 dBm

Answer: A,C,D (LEAVE A REPLY)

NEW QUESTION: 83

When the engineer checked the AP status through the Huawei wireless controller web interface, he found that the AP status was displayed as config.

Which of the following options is correct about this status?

- A. The WLAN service configuration is being delivered during AP online process
- B. WLAN service configuration fails to be delivered after AP goes online
- C. WLAN service configuration delivery failure during AP online process
- D. WLAN service configuration is being delivered after AP goes online

Answer: A (LEAVE A REPLY)

NEW QUESTION: 84

Which of the following descriptions about VRRP hot backup and dual-link hot backup are correct? (Multiple choice)

- A. VRRP hot backup supports backing up the IP address allocation information of the DHCP protocol, while dual-link hot backup does not support
- B. During the VRRP hot backup active/standby switchback process, a smaller VRRP preemption delay time (usually less than 60 seconds) should be set to increase the active/standby switchover speed.
- C. VRRP hot backup only supports active-standby networking, not load-sharing networking, while dual-link hot backup supports active-standby and load-sharing networking.
- D. In VRRP hot backup, the AP only establishes one CAPWAP tunnel, while in dual-link hot backup, the AP needs to establish two CAPWAP tunnels.

Answer: A,C,D (LEAVE A REPLY)

NEW QUESTION: 85

In a Mesh network, engineers found that the MP failed to go online. Which of the following may be the reasons for this problem? (Multiple choice)

- A. The root node MPP is not online
- B. Improper distance parameter configuration
- C. Leaf node MP is not added offline
- D. AP does not obtain the neighbor information of the AP

Answer: A,B,C,D (LEAVE A REPLY)

NEW QUESTION: 86

In a WLAN network, what are the following advantages of using a PoE switch for power supply compared to using a PoE power adapter for power supply? (Multiple choice)

- A. PoE port can be remotely managed
- B. APOE switch equipment costs less
- C. Reuse network cable power supply to reduce construction costs
- D. No external power supply, more beautiful when deployed

Answer: A,C,D (LEAVE A REPLY)

NEW QUESTION: 87

The license file of Huawei wireless controller is bound to the equipment serial number (ESN), that is, the license file is unique and corresponds to the device.

- A. True
- B. False

Answer: A (LEAVE A REPLY)

NEW QUESTION: 88

In a certain enterprise WLAN network, only when the access authentication security policy selects which of the following, the link authentication needs to use the shared key authentication method?

- A. Open
- B. WPA/WPA2
- C. Dynamic WEP
- D. Static WEP

Answer: D (LEAVE A REPLY)

NEW QUESTION: 89

In the outdoor backhaul scenario, which of the following descriptions of the site selection principle is wrong?

- A. If there are obstacles near the site, the height of the pole only needs to be higher than the obstacle.
- B. The site should be selected away from strong electric and magnetic fields
- C. If there is other Wi-Fi interference near the site, you can set it to a different channel or coordinate to turn off the interference source.
- D. The site should be located in an open area with no obstacles nearby.

Answer: A (LEAVE A REPLY)

NEW QUESTION: 90

In the stadium hall scene, the floor heights mainly include ordinary areas (3 meters) and high- ceiling areas (greater than 6 meters).

Which of the following descriptions of the network planning solutions for these two areas is wrong?

- A. Both areas can be covered by omnidirectional APs

- B. For areas with a floor height of more than 6 meters, it is recommended that APs be wall-mounted, deployed at intervals of 18 to 25 meters, and at least 3 meters away from load-bearing columns.
- C. When deploying APs in both areas, they should be as far away from the stadium seating area as possible.
- D. If the floor height is between 3 and 6 meters, it is recommended to place APs on the ceiling at a spacing of 18 to 25 meters.

Answer: A ([LEAVE A REPLY](#))

NEW QUESTION: 91

Engineers are deploying Huawei's cloud management solution at the customer site. All APs in the existing network are managed by the cloud platform.

During the project implementation, the engineer logged in to the cloud AP and queried the online status through the following command line. The following is the response.

```
[HUAWEI] > display cloud-mng info
```

```
-----  
AP status           : Online  
Controller URL      :  
Controller IP address : 10.1.1.1  
Controller port     : 10020  
Controller address source: configuration
```

Which of the following descriptions of the command line output is wrong?

- A. The port number of the cloud platform is 10020
- B. The cloud AP has been successfully launched on the cloud platform
- C. Cloud AP obtains the cloud platform address through DHCP parameters
- D. The IP address of the cloud platform is 10.1.1.1

Answer: ([SHOW ANSWER](#))

Valid H12-323_V2.0 Dumps shared by TrainingQuiz.com for Helping Passing H12-323_V2.0 Exam! TrainingQuiz.com now offer the **newest H12-323_V2.0 exam dumps**, the TrainingQuiz.com H12-323_V2.0 exam **questions have been updated** and **answers have been corrected** get the **newest** TrainingQuiz.com H12-323_V2.0 dumps with Test Engine here: https://www.trainingquiz.com/H12-323_V2.0-practice-quiz.html (680 Q&As Dumps, **40%OFF**)

Special Discount: Exam-Tests)

NEW QUESTION: 92

Drag and Drop Question

Please match the steps in the WLAN Planner "Five-step Network Planning" with the functions it supports.

Environment Setup	Supports manual/automatic AP deployment, intelligent channel planning and power optimization
Regional Settings	Support manual drawing/automatic obstacle recognition
Signal simulation	Support exporting Word reports and Excel bill of materials
Export Report	Supports drawing areas with different coverage strength/capacity requirements
Equipment deployment	Support viewing field strength/Signal to Interference and Noise Ratio simulation diagram

Answer:

Equipment deployment
Environment Setup
Export Report
Regional Settings
Signal simulation

NEW QUESTION: 93

In the WLAN agile distributed networking scenario, the RU and the central AP need to be in the same Layer 2 network, and each RU can only be associated with one central AP.

- A. True
- B. False

Answer: ([SHOW ANSWER](#))

NEW QUESTION: 94

In a WLAN network, if you want to configure the spectrum navigation function, the AP is required to support both the 2.4G band and the 5G band, and the two radio frequencies must use the same () and security policy.

Answer:
SSID

NEW QUESTION: 95

From the perspective of wireless networks, the alarms on the CampusInsight platform include high channel utilization, weak signal coverage, air interface congestion, high interference, terminal capacity, authentication failure, user collective offline, non-5G priority access, etc.

A. False

B. True

Answer: ([SHOW ANSWER](#))

NEW QUESTION: 96

When using built-in Portal authentication, the access device usually provides built-in Portal server function in HTTPS mode. If the access device is not configured with a trusted certificate, the client browser will not trust the default self-signed certificate of the access device and will pop up a security certificate warning message.

A. False

B. True

Answer: ([SHOW ANSWER](#))

NEW QUESTION: 97

In the agile judgment distributed networking scenario consisting of the AirEngine series central AP and RU, the CAPWAP control tunnel between WAC and RU is composed of the CAPWAP control tunnel between WAC and central AP and the CAPWAP control tunnel between central AP and RU.

A. False

B. True

Answer: ([SHOW ANSWER](#))

NEW QUESTION: 98

A company has multiple APs in its WLAN network, which are centrally managed by a WAC. To facilitate users to access the wireless network, the company sets the SSID of the APs to the same name, but some APs will have a high load. In view of the above scenario, the company can use the load balancing function to balance the load of APs in the WLAN network and fully guarantee the bandwidth of each user.

A. True

B. False

Answer: A ([LEAVE A REPLY](#))

NEW QUESTION: 99

When drawing obstacles using WLAN Planner, which of the following keys can be held down to make the obstacles straight lines?

A. Shift

B. Alt

C. Tab

D. Ctrl

Answer: A (LEAVE A REPLY)

NEW QUESTION: 100

In the VRRP hot backup networking mode, the active and standby WACs establish active and standby backup channels through the () protocol to achieve data synchronization and backup functions for each business module.

Answer:

HSB

NEW QUESTION: 101

Which of the following networking methods are recommended for outdoor WDS planning?
(Multiple choice)

- A. One-hop relay between root and leaf
- B. Root to eight leaves
- C. Two-hop relay between root and leaf
- D. Root to four leaves

Answer: A,C,D (LEAVE A REPLY)

NEW QUESTION: 102

Drag and Drop Question

In the NIMO system, the MIMO system can be divided into SU-MIMO system and MU-MIMO system according to the number of users. Please match the following system categories with their corresponding meanings and characteristics.

SU-MIMO	Send multiple parallel spatial streams occupying the same frame resources to the same user
MU-MIMO	Send multiple parallel spatial streams occupying the same time-frequency resources to different users
	Can only improve throughput for a single user
	Improved throughput and capacity for multiple users

Answer:



NEW QUESTION: 103

In the WLAN planning process, what is the primary consideration when choosing the frequency band (2.4 GHz or 5 GHz)?

- A. The available number of SSIDs
- B. The type of encryption required
- C. The level of interference in the area
- D. The required bandwidth for each client

Answer: C ([LEAVE A REPLY](#))

NEW QUESTION: 104

When surveying office scenes, you need to pay attention to the impact of load-bearing columns and partitions on coverage. In addition, if the roof is an integral suspended ceiling, the AP should be placed near the maintenance port as much as possible. If it is a metal suspended ceiling, you can choose to place the AP under the ceiling or wall-mount it.

- A. False
- B. True

Answer: ([SHOW ANSWER](#)**)**

NEW QUESTION: 105

In a WLAN network, when deploying APs with external antennas, the antenna signal coverage range can be controlled by adjusting the antenna azimuth and downtilt angle. Which of the following angles does the downtilt angle refer to?

- A. The angle formed by the antenna pattern at 3db below the main lobe peak
- B. The angle formed by rotating counterclockwise from the north to the main lobe direction of the antenna
- C. The angle formed by rotating clockwise from the north to the direction of the antenna main lobe
- D. The angle between the antenna main lobe direction and the horizontal plane

Answer: ([SHOW ANSWER](#)**)**

NEW QUESTION: 106

When a large enterprise deployed a wireless network, it adopted the Navi AC networking architecture to avoid potential security threats to the network caused by visitor data. Which of the following points about deploying the Navi AC function is wrong?

- A. Roaming groups cannot be established between Navi AC and Local AC
- B. Make sure that the DTLS pre-shared key configuration of Local AC and Navi AC is consistent
- C. Does not support cross-Navi AC roaming
- D. Local AC and Navi AC do not support compatibility between different versions

Answer: D (LEAVE A REPLY)

Valid H12-323_V2.0 Dumps shared by TrainingQuiz.com for Helping Passing H12-323_V2.0 Exam! TrainingQuiz.com now offer the **newest H12-323_V2.0 exam dumps**, the TrainingQuiz.com H12-323_V2.0 exam **questions have been updated** and **answers have been corrected** get the **newest** TrainingQuiz.com H12-323_V2.0 dumps with Test Engine here: https://www.trainingquiz.com/H12-323_V2.0-practice-quiz.html (680 Q&As Dumps, **40%OFF** Special Discount: **Exam-Tests**)

NEW QUESTION: 107

In the VRRP hot backup scenario, restart the master WAC and AP switching is normal. After the original master WAC completes the restart, all APs are in fault state and the service is interrupted. Which of the following could be the cause of this problem?

- A. The CAPWAP address between the active and standby WACs does not use a virtual address
- B. HSB is not enabled
- C. Configuration synchronization is not enabled for the active and standby WACs
- D. If the device is not configured with vrrp recover-delay, the restarted WAC may immediately become the master, resulting in a dual-master state.

Answer: (SHOW ANSWER)

NEW QUESTION: 108

In a WLAN network environment, wireless client access can be controlled through blacklist and whitelist policies. Which of the following statements about blacklist and whitelist is wrong?

- A. Enable the whitelist function. If the whitelist is not empty, only STAs matching the whitelist can go online, and other STAs cannot go online.
- B. Enable the blacklist function. If the blacklist is not empty, STAs matching the blacklist cannot go online, but other STAs can go online.
- C. Enable the whitelist function. If the whitelist is empty, no STA is allowed to go online.
- D. Enable the blacklist function. If the blacklist is empty, any STA is allowed to go online.

Answer: (SHOW ANSWER)

NEW QUESTION: 109

The AP calculator tool in the CloudCampus APP allows you to quickly calculate the number of APs for the selected scenario by simply entering basic parameters based on actual conditions.

- A. False
- B. True

Answer: ([SHOW ANSWER](#))

NEW QUESTION: 110

Which of the following challenges are faced in wireless coverage in high-density WLAN scenarios? (Multiple choice)

- A. There are many user terminals and the types are concentrated
- B. Complex scenarios and limited equipment installation
- C. The wall structure is complex and the wall penetration loss is large
- D. High concurrency rate and serious interference within the system

Answer: ([SHOW ANSWER](#))

NEW QUESTION: 111

Which of the following descriptions about 802.11r fast roaming is wrong?

- A. 802.11r fast roaming is applicable to security policies such as WPA2-PSK-AES, WPA2-PPSK-AES,
- B. 802.11r fast roaming omits the key negotiation process through pairwise master key caching technology, thereby reducing roaming delay
- C. According to the protocol standard definition, 802.11r fast roaming includes Over-the Air and Over-the- DS
- D. 802.11r fast roaming requires the terminal to support the 802.11r protocol

Answer: ([SHOW ANSWER](#))

NEW QUESTION: 112

Huawei's terminal dial-up test solution is mainly used to detect Wi-Fi user experience, network quality, link status and other information.

Please sort the following terminal dialing test processes in order.

- A. Complete network deployment, including Xserver, NCE and other components
- B. Test the mobile phone's wireless signal and log in to the NCE tenant account using the CloudCampus APP
- C. Open the Dial Test Citizen on the CloudCampus APP to perform a dial test
- D. Log in to CampusInsight and export the test report
- E. Start XServer and open XAMPP software

Answer: A,B,D,E ([LEAVE A REPLY](#))

NEW QUESTION: 113

Which of the following descriptions about HSB is correct? (Multiple choice)

- A. The HSB jumper between the active and standby ACs is used to synchronize AP status, user information, and DHCP address pool information
3s, so the default service interruption time is 3s
- B. HSB backup can be divided into real-time backup, batch backup, and scheduled backup.
- C. The default heartbeat period of the HSB channel is 1
- D. HSB heartbeat time and cycle can be modified on AC

Answer: A,B,D ([LEAVE A REPLY](#))

NEW QUESTION: 114

Wireless Mesh Network is a new type of dynamic self-organizing and self-configuring wireless network. The nodes in the network can automatically establish and maintain Mesh connectivity. The nodes of the Mesh link include MPP and MP nodes, which support different functions. Which of the following functions does MPP have to enable communication between internal nodes of Mesh and external networks?

- A. Data message forwarding
- B. Automatic Topology
- C. Automatic route discovery
- D. Portal function

Answer: D ([LEAVE A REPLY](#))

NEW QUESTION: 115

When WAC processes the Portal server authentication request, it needs to look up the user MAC based on the user IP address. If the AP does not report the terminal user's IP address, TAC will not record the user's IP address information. When looking up the MAC based on the IP address, it will fail, causing WAC to be unable to process the Portal server authentication request.

- A. False
- B. True

Answer: ([SHOW ANSWER](#))

NEW QUESTION: 116

Which of the following scenarios is suitable for using the ACU2 board as a wireless controller?
(Multiple choice)

- A. The network is large and there is a need for further expansion in the future
- B. Scenario with abundant rack slot resources
- C. Small and medium-sized, integrated networking scenarios
- D. Scenarios with limited rack slot resources

Answer: A,D ([LEAVE A REPLY](#))

NEW QUESTION: 117

In the 80211 frame, STA's association request and authentication request belong to which type of frame?

Answer:

Management Frame

NEW QUESTION: 118

Which of the following descriptions of WLAN network optimization measures is wrong?

- A. If multicast services are not planned in the network, it is recommended to configure multicast message suppression for both upstream and downstream
- B. It is recommended to separate the AP management VLAN and user service VLAN
- C. If the threshold value for forcing users to go offline is too high, it will cause users to be easily disconnected. It is recommended to fine-tune it according to the actual situation of the project.
- D. AP management VLAN and service VLAN can use VLAN 1

Answer: ([SHOW ANSWER](#))

NEW QUESTION: 119

The overall process of wireless network optimization includes: network information collection, network evaluation, network optimization solution design, network solution implementation acceptance, etc. Among them, which modules are mainly included in the network optimization solution design? (Multiple choice)

- A. Configuration Optimization
- B. Client Optimization
- C. Channel Optimization
- D. Coverage Optimization

Answer: A,B,C,D ([LEAVE A REPLY](#))

NEW QUESTION: 120

As shown in the figure, this is the toolbar of WLAN Planner. Users can click these icons to perform quick operations when planning and designing WLAN networks.



Among them, when clicking the "Replace" icon, which of the following devices is not included in the replacement?

- A. WAC
- B. Switch
- C. AP
- D. Obstacles

Answer: A ([LEAVE A REPLY](#))

NEW QUESTION: 121

When using CloudCampus APP for project delivery, which of the following tools does not include the one that users need to log in to the WLAM Planner project with their account?

- A. Acceptance

- B. Site Survey
- C. Delivery
- D. AP Calculator

Answer: D ([LEAVE A REPLY](#))

Valid H12-323_V2.0 Dumps shared by TrainingQuiz.com for Helping Passing H12-323_V2.0 Exam! TrainingQuiz.com now offer the **newest H12-323_V2.0 exam dumps**, the TrainingQuiz.com H12-323_V2.0 exam **questions have been updated** and **answers have been corrected** get the **newest** TrainingQuiz.com H12-323_V2.0 dumps with Test Engine here: https://www.trainingquiz.com/H12-323_V2.0-practice-quiz.html (680 Q&As Dumps, **40%OFF** Special Discount: **Exam-Tests**)

NEW QUESTION: 122

While collecting information during on-site survey in VLAN network planning project, which of the following are interference sources? (Multiple choice)

- A. Mobile hotspot
- B. Bluetooth
- C. Microwave oven
- D. Other manufacturers' Wi-Fi

Answer: A,B,C,D ([LEAVE A REPLY](#))

NEW QUESTION: 123

Which of the following descriptions about the differences between Layer 2 roaming and Layer 3 roaming are correct? (Multiple choice)

- A. Layer 3 roaming means that the client roams between different subnets
- B. Layer 2 roaming means that the client roams between the same subnets
- C. If the VLAN IDs of two subnets are the same, STA roaming between the two subnets is considered Layer 2 roaming.
- D. If the VLAN IDs of the two subnets are different, STA roaming between the two subnets is considered Layer 3 roaming.

Answer: ([SHOW ANSWER](#))

NEW QUESTION: 124

In a wireless network, when a STA moves from one AP coverage area to another AP coverage area, WLAN roaming technology can be used to achieve smooth switching of terminal user services.

Which of the following conditions must be met to achieve roaming between two APs?

(Multiple choice)

- A. Configure the same SSID
- B. Configure the same service VLAN

- C. Configure the same security policy
- D. Configure the same data forwarding mode

Answer: ([SHOW ANSWER](#))

NEW QUESTION: 125

When deploying Portal authentication on a Huawei wireless controller, what traffic should be allowed in the authentication-free template on the access device to ensure that the authentication terminal can jump to the page normally and open the Portal authentication page? (Multiple choice)

- A. Traffic accessing the DNS server
- B. Traffic accessing the RADIUS server
- C. Traffic accessing the Internet
- D. Traffic accessing the Portal server

Answer: A,B,D ([LEAVE A REPLY](#))

NEW QUESTION: 126

During the daily operation and maintenance of WLAN, an engineer found that the status of a certain interface of the wireless controller was abnormal. After troubleshooting, he suspected that the port negotiation mode was inconsistent. Which of the following commands can be used to check?

- A. display ip Interface
- B. display interface
- C. Display interface Brief
- D. display Current-configuration interface

Answer: B ([LEAVE A REPLY](#))

NEW QUESTION: 127

In a WLAN network, there is a Wi-Fi 6 AP with 12 antennas. How many spatial streams can the AP support at most?

- A. 8
- B. 24
- C. 6
- D. 12

Answer: D ([LEAVE A REPLY](#))

NEW QUESTION: 128

A client device is experiencing slow performance due to high interference on the 2.4 GHz band. The network administrator needs to direct the device to use the 5 GHz band. What should be done?

- A. Disable the 2.4 GHz band
- B. Increase the transmit power on the 2.4 GHz band
- C. Block 2.4 GHz devices from accessing the WLAN
- D. Enable band steering on the WLAN network

Answer: D ([LEAVE A REPLY](#))

NEW QUESTION: 129

An enterprise is deploying a WLAN network. In order to ensure business reliability, the wireless controller adopts dual-link hot backup networking.

It is found that dual links cannot be established between the active and standby WACs. The display ac protect command is executed on the active WAC, and the following output is displayed.



According to the analysis of the echo information, which of the following may be the cause of this phenomenon?

- A. The backup WAC does not start normally
- B. The primary WAC IP address is not configured on the standby WAC
- C. The backup WAC IP address is not configured on the primary WAC
- D. The dual-link switch on the standby WAC is not enabled

Answer: ([SHOW ANSWER](#))

NEW QUESTION: 130

To implement wireless configuration synchronization in a dual-link hot backup scenario, you need to manually specify the Master WAC and () WAC roles and configure each other's IP addresses at the same time.

Answer:

Local

NEW QUESTION: 131

In a hotel room wireless coverage scenario, agile distributed networking is adopted, TAC is hung in parallel, and Eth-Trunk is configured between the access switch and the central AP. Now the engineer replaces the SD card of the central AP due to business needs. If there is no other configuration, the AP will be abnormally offline.

- A. False
- B. True

Answer: ([SHOW ANSWER](#))

NEW QUESTION: 132

In Huawei's cloud management solution, all APs are managed by the cloud platform. This solution supports roaming between cloud APs at different sites.

- A. False

B. True

Answer: B ([LEAVE A REPLY](#))

NEW QUESTION: 133

In VRRP hot standby networking, which of the following descriptions of VRRP protocol configuration are correct? (Multiple choice)

- A. The default interval for sending VRRP protocol heartbeat messages is 1 second
- B. The default priority of the VRRP protocol is 100. The WAC with a smaller priority value will become the primary WAC
- C. The vrid of the VRRP protocol in the primary and backup WACs must be configured consistently
- D. The virtual IP address of the VRRP protocol in the primary and backup WAC must be configured--

Answer: A,D ([LEAVE A REPLY](#))

NEW QUESTION: 134

When the WLAN network project is delivered, you can use the Wi-Fi health check function in the ClouCampus APP to detect the current Wi-Fi network status. This function will be tested in many aspects, but which of the following aspects are not included?

- A. Coverage Test
- B. Cybersecurity
- C. Wi-Fi Capacity
- D. Wi-Fi stability

Answer: ([SHOW ANSWER](#))

NEW QUESTION: 135

Huawei's CampusInsight intelligent operation and maintenance platform collects data based on the SHMP protocol, ensuring that the experience of each user at all times is visible.

- A. True
- B. False

Answer: ([SHOW ANSWER](#))

NEW QUESTION: 136

The engineer logs in to the wireless controller web interface and checks the AP health details as shown in the figure below. The AP health value is only 30. Which of the following may be the reasons for the low health value? (Multiple choice)



- A. The terminal access failure rate of 7 APs exceeds 20%.

- B. 7 APs are in the online failure state
- C. The CPU utilization of 7 APs exceeds 20%
- D. The number of users connected to 7 APs exceeds 40.

Answer: ([SHOW ANSWER](#))

Valid H12-323_V2.0 Dumps shared by TrainingQuiz.com for Helping Passing H12-323_V2.0 Exam! TrainingQuiz.com now offer the **newest H12-323_V2.0 exam dumps**, the TrainingQuiz.com H12-323_V2.0 exam **questions have been updated** and **answers have been corrected** get the **newest** TrainingQuiz.com H12-323_V2.0 dumps with Test Engine here: https://www.trainingquiz.com/H12-323_V2.0-practice-quiz.html (680 Q&As Dumps, **40%OFF** Special Discount: **Exam-Tests**)

NEW QUESTION: 137

When planning a WLAN network, it is recommended that the signal strength within the wireless network coverage area is greater than the edge field strength in the network planning indicators.

- A. False
- B. True

Answer: B ([LEAVE A REPLY](#))

NEW QUESTION: 138

Which of the following are ways for AP to switch to cloud mode? (Multiple choice)

- A. CloudCampus APP
- B. Registration Center Method
- C. Command line method
- D. DHCP method

Answer: A,B,C,D ([LEAVE A REPLY](#))

NEW QUESTION: 139

Terminal migration function: Before the terminal is associated, the terminal is guided to access the 5G radio frequency first through () suppression. After the terminal is associated, the terminal is guided to access a better AP through the target AP selection algorithm, which comprehensively measures the terminal's dual-band capability, AP load and signal quality.

Answer:

Probe

NEW QUESTION: 140

In a project, two points are 4.5 km apart. In order to transmit data between the two points, which of the following information do engineers need to collect? (Multiple choice)

- A. Bandwidth requirements

- B. 5G channel usage between two points
- C. Terminal type
- D. Obstacle information between two points
- E. 2.4G channel usage between two points

Answer: ([SHOW ANSWER](#))

NEW QUESTION: 141

An engineer is deploying a wireless network at a customer site. The customer requires the wireless controller to use dual-link hot standby networking. During the configuration process, the engineer found that dual links could not be established between the active and standby WACs.

Which of the following situations may be the cause of this problem? (Multiple choice)

- A. The standby WAC IP address is not configured on the primary WAC or the configured IP address is inconsistent with the standby WAC IP address
- B. The dual-link switch on the standby WAC is not turned on
- C. The IP address of protect-ac is not configured on the standby WAC
- D. When the AP selects WAC, the main WAC has not started normally

Answer: A,C,D ([LEAVE A REPLY](#))

NEW QUESTION: 142

In the Huawei terminal dial test solution, after the dial test is completed, the test results will be synchronized to the CampusInsight platform. You can log in to the CampusInsight platform to view the dial test results, which mainly include the following contents? (Multiple choice)

- A. Wireless signal name
- B. Terminal signal strength, bandwidth, performance and other information
- C. Signal strength trend
- D. Problem location process

Answer: A,B,C,D ([LEAVE A REPLY](#))

NEW QUESTION: 143

Which three formats of drawings can be planned using WLAN planning tools? (Multiple choice)

- A. Bitmap (jpg, gif, bmp, etc.)
- B. PDF drawings
- C. Google Earth
- D. Vector graphics (ai, odr, etc.)

Answer: ([SHOW ANSWER](#))

NEW QUESTION: 144

An engineer configures the dynamic load balancing function on a Huawei wireless controller. The relevant command lines are as follows. Which options are correct regarding the description of the configuration command lines? (Multiple choice)

```
[WAC-wlan-view] rrm-profile name wlan-rrm
[WAC-wlan-rrm-prof-wlan-rrm] undo sta-load-balance dynamic disable
[WAC-wlan-rrm-prof-wlan-rrm] sta-load-balance dynamic sta-number start-threshold 20
[WAC-wlan-rrm-prof-wlan-rrm] sta-load-balance dynamic sta-number gap-threshold number 5
[WAC-wlan-rrm-prof-wlan-rrm] sta-load-balance dynamic rssi-threshold -70
[WAC-wlan-rrm-prof-wlan-rrm] quit
```

- A. Dynamic load balancing will only be performed when the number of access users exceeds 20
- B. Dynamic load balancing is enabled
- C. The above configuration is dynamic load balancing based on the number of users
- D. If the terminal signal strength is lower than -70 dBm, the AP directly filters the terminal information and will not report it to the WAC or be added to the dynamic load balancing group.

Answer: [\(SHOW ANSWER\)](#)

NEW QUESTION: 145

RF tuning is a RF resource management solution that enables wireless networks to quickly adapt to changes in the wireless environment. Which of the following does the RF tuning process not include?

- A. Neighbor Detection
- B. Channel Adjustment
- C. Power adjustment
- D. Load Balancing

Answer: D [\(LEAVE A REPLY\)](#)

NEW QUESTION: 146

In WLAN networks, WLAN roaming optimization technologies such as PMK fast roaming and 802.11r fast roaming are all optimized to shorten roaming time.

- A. False
- B. True

Answer: B [\(LEAVE A REPLY\)](#)

NEW QUESTION: 147

In the WLAN network optimization solution, which of the following descriptions about networking optimization are correct? (Multiple choice)

- A. In coverage scenarios with high user mobility, it is recommended to shorten the address pool lease period so that addresses can be recovered in a timely manner.
- B. For medium and large enterprises, since they have a large number of APs, different service VLANs can be used when setting different SSIDs.
- C. It is recommended to separate the AP/WAC management address from the user business address for easy management and control
- D. It is recommended that AP avoid setting both management VLAN and user service VLAN to 1 to prevent loops.

Answer: A,B,C,D [\(LEAVE A REPLY\)](#)

NEW QUESTION: 148

In a WLAN network, starting from which of the following standards, it is possible to bundle 8 channels into 160 MHz, so that the transmission rate exceeds 1 Gigabit? (Multiple choice)

- A. 802.11n
- B. 802.11a
- C. A802.11ax
- D. 802.11ac

Answer: C,D ([LEAVE A REPLY](#))

NEW QUESTION: 149

The alarm information on the Huawei wireless controller web interface is divided into emergency, important, minor, and prompt according to the severity from high to low. In daily maintenance, emergency, important,/minor, and prompt level alarms need to be handled in a timely manner.

- A. True
- B. False

Answer: ([SHOW ANSWER](#))

NEW QUESTION: 150

An engineer is optimizing the wireless network in a customer's existing network. Since all APs currently work on the same channel, a large amount of co-frequency interference is generated. Therefore, the engineer enables the automatic tuning function on the device. The configuration is as follows.

```
[FAC-wlan-view] calibrate enable schedule time 02:00:00
[FAC-wlan-view] regulatory-domain-profile name default
[FAC-wlan-regulatory-domain-prof-default] dca-channel 2.4g channel-set 1,5,9,13
[FAC-wlan-regulatory-domain-prof-default] dca-channel 5g channel-set 36,40,44,48,52,56,60,64,149,153,157,161,165
```

Which of the following options are correct for describing the configuration of the automatic tuning function? (Multiple choice)

- A. After tuning is completed, the AP5G working channel may be 36, 40, 44, or 100, 104, 108, etc.
- B. 2.4G optimized channel set is 1, 5, 9, 13
- C. The above configuration commands are mainly used to complete the settings of the tuning mode and tuning channel set.
- D. The tuning mode is manual mode. Engineers are required to trigger the tuning by using the calibrate manual startup command line at 2 a.m. every day.

Answer: B,C ([LEAVE A REPLY](#))

NEW QUESTION: 151

In dual-link cold backup, after the AP and the active and standby WAC establish dual links, they will periodically send Echo messages to the active and standby WACs to perform CAPWAP heartbeat detection and check the CAPTAP link status. To speed up the detection of link failures, it is recommended to configure the CAPWAP heartbeat detection interval and number of times as small as possible.

- A. True
- B. False

Answer: B ([LEAVE A REPLY](#))

Valid H12-323_V2.0 Dumps shared by TrainingQuiz.com for Helping Passing H12-323_V2.0 Exam! TrainingQuiz.com now offer the **newest H12-323_V2.0 exam dumps**, the TrainingQuiz.com H12-323_V2.0 exam **questions have been updated** and **answers have been corrected** get the **newest** TrainingQuiz.com H12-323_V2.0 dumps with Test Engine here: https://www.trainingquiz.com/H12-323_V2.0-practice-quiz.html (680 Q&As Dumps, **40%OFF** Special Discount: **Exam-Tests**)

NEW QUESTION: 152

In a wireless network using WPA/WPA2-PSK security policy, each STA uses a different encryption key to transmit business data. Even if you obtain the pre-shared key of a certain STA through brute force cracking, you cannot decrypt the business data of other STAs.

A. True

B. False

Answer: A ([LEAVE A REPLY](#))

NEW QUESTION: 153

User is using WLAN

Answer:

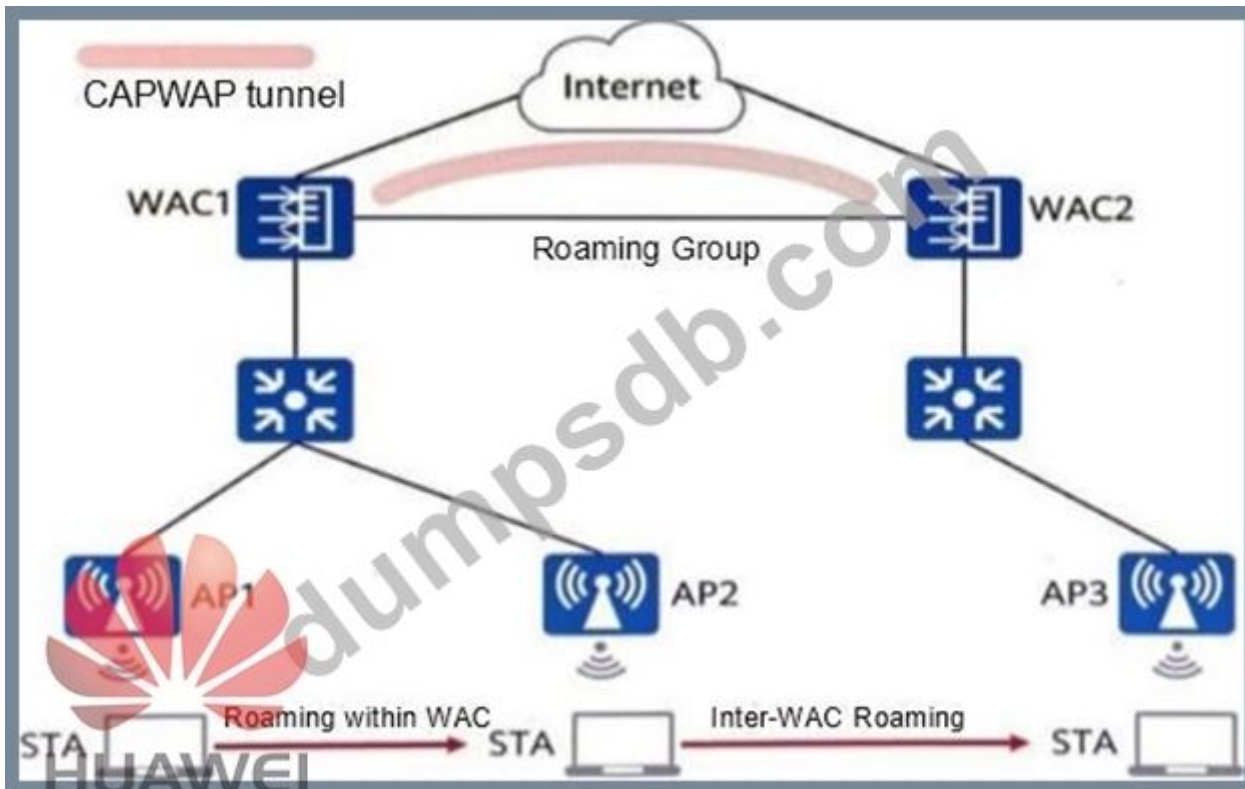
Tester

NEW QUESTION: 154

Drag and Drop Question

As shown in the figure, SIA roams from the coverage area of AP1 to the coverage area of AP3.

Please match the WLAN roaming related terms with the device names in the figure.



HAC	AP1
RAP	AP3
FNC	WAC1
FAP	WAC2

Answer:

 HUAWEI	RAP
	FAP
	HAC
	FNC

NEW QUESTION: 155

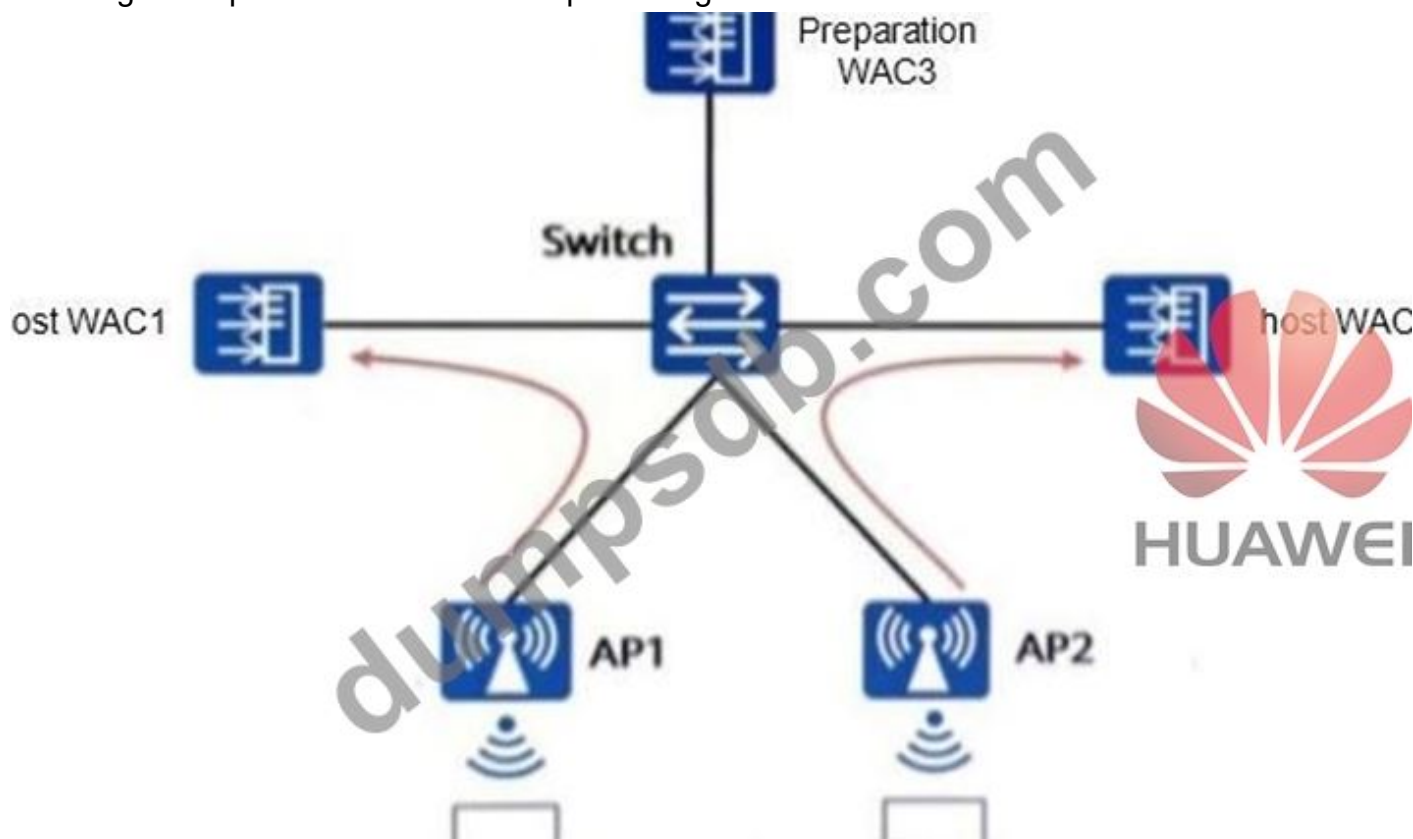
In an agile distributed network consisting of AirEngine series central APs and RUs, a CAPWAP control tunnel is established between the RU and the WAC. Which of the following descriptions of the role of this CAPWAP control tunnel are correct? (Multiple choice)

- A. In direct forwarding mode, it is used by RU to forward service data to WAC
- B. Maintain the connection status between WAC and RU
- C. Used by WAC to send service configuration to RU
- D. Used by WAC to manage RU

Answer: A,B,C,D (LEAVE A REPLY)

NEW QUESTION: 156

As shown in the figure, a company's WLAN network uses N+1 backup networking. Which of the following descriptions about N+1 backup is wrong?



- A. You can configure the AP's individual priority on the primary and backup WACs. The larger the priority value, the higher the priority.
- B. You can configure the corresponding MAC whitelist on the primary WAC to ensure that the AP can go online on the corresponding WAC to assist the AP in selecting the correct primary WAC.
- C. The backup WAC3 and the primary WAC1 and WAC2 can be deployed in different locations to ensure intercommunication between the three-layer networks.
- D. All APs under the main WAC1 and main WAC2 must be configured on the backup WAC3 to ensure that the APs can obtain the correct configuration after the WAC is switched.

Answer: A (LEAVE A REPLY)

NEW QUESTION: 157

During the acceptance of the customer's wireless network, the engineer found that the terminal roaming failed. Which of the following situations may be the cause of the terminal roaming failure? (Multiple choice)

- A. The customer's existing network is a Layer 3 roaming scenario, but the device is configured to prohibit Layer 3 roaming
- B. The security template names configured on the two roaming APs are inconsistent
- C. The user forwarding methods configured on the two roaming APs are inconsistent
- D. AP signal coverage is discontinuous and there are blind spots

Answer: A,D ([LEAVE A REPLY](#))

NEW QUESTION: 158

When a company builds a new office network, it has 250 employees, a daily office bandwidth requirement of 8Mbps, a WLAN network concurrency rate of 60%, and uses dual-band AP networking (the number of concurrent users of a single AP under this bandwidth requirement is 30) to complete the deployment of the WLAN network. As the business develops, the company needs to recruit 200 more employees. How many more APs do they need to add to meet the wireless office needs?

- A. 5
- B. 24
- C. 4
- D. 3

Answer: C ([LEAVE A REPLY](#))

NEW QUESTION: 159

In the daily operation and maintenance of WLAN networks, the operation status of the equipment's software and hardware is closely related to the specific business of the equipment.

For Huawei equipment, network engineers should master the common maintenance commands of the VRP platform and then execute display commands for viewing and maintenance through on-site or remote operations.

- A. False
- B. True

Answer: B ([LEAVE A REPLY](#))

NEW QUESTION: 160

When an enterprise deployed a WLAN network, in order to meet the enterprise's security requirements, Portal authentication was used to authenticate wireless users. Now users report that when they enter any IP address in the browser, they can be redirected to the Portal page and access it normally, but when they enter any domain name, they cannot be redirected to the Portal page. So, what are the possible reasons for the above situation? (Multiple choice)

- A. There is no DNS server in the network
- B. The terminal is disconnected from the DNS server network
- C. WAC and AP do not allow the DNS server IP address to be released through free-rule
- D. The terminal did not obtain an IP address

Answer: ([SHOW ANSWER](#))

NEW QUESTION: 161

In a VLAN network, which of the following descriptions about high-density network planning is wrong?

- A. High-density scenario is a coverage-limited scenario
- B. High-density scenario is a capacity-limited scenario
- C. In high-density scenarios, there are many APs, and the distance between APs needs to be controlled to reduce interference.
- D. Before calculating the number of APs, you need to inspect and check the venue structure in advance.

Answer: B ([LEAVE A REPLY](#))

NEW QUESTION: 162

Which of the following statements about the two typical scenarios of LAN survey coverage scenario and bridge backhaul is wrong? (Multiple choice)

- A. The coverage scene should be surveyed as comprehensively as possible. The entire project site must be surveyed under any conditions.
- B. Difficult areas for outdoor bridge backhaul are uncertain altitude, complex obstacles, and uncertain installation methods.
- C. In the outdoor bridge backhaul scenario, if most areas are similar, you can select an area that is convenient for surveying to measure.
- D. Indoor distribution is selected for high-density coverage scenarios, and indoor placement is selected for low-density coverage scenarios.

Answer: ([SHOW ANSWER](#)**)**

NEW QUESTION: 163

Which of the following issues should be considered when designing a WLAN network plan in a hotel scenario? (Multiple choice)

- A. Restaurants and banquet halls are crowded with people and have many concurrent users.
- B. Hotels have high requirements for aesthetics and usually do not want to destroy the original decoration to deploy APs
- C. Hotel rooms are densely packed, with many wall partitions and usually have a large signal attenuation.
- D. There are many private Wi-Fi hotspots in the hotel, and interference is a prominent problem

Answer: ([SHOW ANSWER](#)**)**

NEW QUESTION: 164

When configuring VRRP hot backup, if the HSB backup function is enabled, and WLAN services are configured on the primary and secondary WACs in sequence, it may happen that VAPs have not been created on the secondary WAC, but VAP table information has been generated on the primary WAC.

- A. True
- B. False

Answer: A ([LEAVE A REPLY](#))

NEW QUESTION: 165

In NaviAC networking, LocalAC and NaviAC cannot establish a CAPWAP tunnel. What are the possible causes of this failure? (Multiple choice)

- A. CAPWAP source address is not specified in Navi AC
- B. The CAPWAP source address is not specified in the Local AC
- C. The CAPWAP source addresses of the Local AC and Navi AC are unreachable on the network.
- D. The Navi AC has not applied for an AP license

Answer: ([SHOW ANSWER](#))

NEW QUESTION: 166

An engineer is optimizing the customer's existing network and finds that the terminal rate is generally low and the experience is not good. Check the working channel of the AP on the device and find that the working channels of all APs are the same.

In view of the above phenomenon, which of the following methods can engineers use to optimize the network?

- A. Enable load balancing
- B. Enable offline control for users with weak signals
- C. Enable automatic RF tuning
- D. Enable weak signal user access control

Answer: ([SHOW ANSWER](#))

Valid H12-323_V2.0 Dumps shared by TrainingQuiz.com for Helping Passing H12-323_V2.0 Exam! TrainingQuiz.com now offer the **newest H12-323_V2.0 exam dumps**, the TrainingQuiz.com H12-323_V2.0 exam **questions have been updated** and **answers have been corrected** get the **newest** TrainingQuiz.com H12-323_V2.0 dumps with Test Engine here: https://www.trainingquiz.com/H12-323_V2.0-practice-quiz.html (680 Q&As Dumps, **40%OFF** Special Discount: **Exam-Tests**)

NEW QUESTION: 167

Huawei wireless controller web can view device alarm information. Alarm levels are classified by severity. Which of the following categories are included? (Multiple choice)

- A. Clear
- B. Not important
- C. Emergency
- D. Secondary

Answer: A,C,D ([LEAVE A REPLY](#))

NEW QUESTION: 168

Wireless network capacity optimization needs to consider the service types and user models of customers in different scenarios, and provide customers with capacity optimization suggestions based on network construction standards. When a customer has 300 users accessing the existing network, the concurrency rate is 40%, the average bandwidth of a single user is 16Mbps, and the terminal bandwidth of the currently selected AP is 16 Tlpsi, the number of concurrent terminals is 15, then in order to meet the capacity requirements, () APs need to be deployed in the area.

Answer:

8

NEW QUESTION: 169

When dual-link hot backup switches between active and standby mode, the switching time is long, which may cause interruption of tunnel forwarding service data.

A. True

B. False

Answer: ([SHOW ANSWER](#))

NEW QUESTION: 170

CampusInsight protocol playback function, for wireless users, performs protocol playback in the three stages of association, authentication, and ().

Answer:

DHCP

NEW QUESTION: 171

In LeaderAP networking, bridge mode can manage more FITAPs than gateway mode and is the recommended working mode.

A. False

B. True

Answer: ([SHOW ANSWER](#))

NEW QUESTION: 172

Huawei's wireless load balancing solution includes static load balancing and dynamic load balancing. The number of members in a static load balancing group is limited, supporting up to 16 members.

A. False

B. True

Answer: B ([LEAVE A REPLY](#))

NEW QUESTION: 173

The display ap all command can be used to view the AP's MAC, Type, and operating status.

- A. True
- B. False

Answer: A ([LEAVE A REPLY](#))

NEW QUESTION: 174

In VRRP hot standby networking, in order to simplify the command line configuration of the standby WAC, you can enable the wireless configuration synchronization function. Through the wireless configuration synchronization function, the active VAC can use the HSB active-standby channel to synchronize the public wireless configuration to the standby WAC.

- A. True
- B. False

Answer: ([SHOW ANSWER](#))

NEW QUESTION: 175

Which of the following descriptions about PMK fast roaming are correct? (Multiple choice)

- A. PMK fast roaming is achieved through pairwise master key PMK caching technology
- B. PMK fast roaming supports WPA3-802.1X or WPA2-802.1X authentication methods
- C. PMK fast roaming requires the client to support fast roaming technology
- D. PMK fast roaming does not require re-authentication and key negotiation, thus reducing roaming delays

Answer: A,B,C ([LEAVE A REPLY](#))

NEW QUESTION: 176

Which of the following protocols defines the standards and specifications of Mesh technology?

- A. 802.11e
- B. 802.11s
- C. 802.11i
- D. 802.11r

Answer: B ([LEAVE A REPLY](#))

NEW QUESTION: 177

Which of the following descriptions about the AC networking mode included with the board is wrong?

- A. Compared with independent WAC networking, on-board AC networking supports more WLAN functions and features.
- B. The AC can be deployed in the aggregation layer or the core layer of the network and is suitable for WLAN networks in medium and large campuses.
- C. Compared with independent WAC networking, on-board AC networking can effectively reduce network construction costs.
- D. The onboard AC networking can realize the unified management of wired and wireless networks and improve the efficiency of network operation and maintenance

Answer: ([SHOW ANSWER](#))

NEW QUESTION: 178

In coverage optimization, if the AP uses an external antenna, in addition to adjusting the AP location, you can also adjust the antenna direction to meet the coverage requirements. Which of the following options are correct regarding antenna direction selection? (Multiple choice)

- A. When installing directional antennas, the distance between the 2.4G antenna and the 5G antenna should be controlled to be more than 0.5 meters
- B. Directional antennas are generally recommended to be mounted on poles
- C. Avoid trees, houses, etc. from blocking the antenna coverage area.
- D. Outdoor omnidirectional antennas need to be installed vertically

Answer: **A,B,C,D** ([LEAVE A REPLY](#))

NEW QUESTION: 179

In network capacity design, which of the following is not a consideration for capacity setting?

- A. AP point
- B. Number of access users
- C. User bandwidth requirements
- D. Access concurrency rate

Answer: ([SHOW ANSWER](#))

NEW QUESTION: 180

Which of the following factors should be considered when using outdoor AP for WLAN outdoor network planning? (Multiple choice)

- A. EIRP
- B. Is waterproofing required?
- C. Number of users and bandwidth
- D. Antenna height

Answer: ([SHOW ANSWER](#))

NEW QUESTION: 181

When WAC works in cloud mode, the local license does not take effect. Otherwise, WAC cannot manage FIT APs.

- A. True
- B. False

Answer: ([SHOW ANSWER](#))

Valid H12-323_V2.0 Dumps shared by TrainingQuiz.com for Helping Passing H12-323_V2.0 Exam! TrainingQuiz.com now offer the **newest H12-323_V2.0 exam dumps**, the TrainingQuiz.com H12-323_V2.0 exam **questions have been updated** and **answers have been**

corrected get the **newest** TrainingQuiz.com H12-323_V2.0 dumps with Test Engine here:
https://www.trainingquiz.com/H12-323_V2.0-practice-quiz.html (680 Q&As Dumps, **40%OFF**
Special Discount: Exam-Tests)

Valid H12-323_V2.0 Dumps shared by TrainingQuiz.com for Helping Passing H12-323_V2.0 Exam! TrainingQuiz.com now offer the **newest H12-323_V2.0 exam dumps**, the TrainingQuiz.com H12-323_V2.0 exam **questions have been updated** and **answers have been corrected** get the **newest** TrainingQuiz.com H12-323_V2.0 dumps with Test Engine here:
https://www.trainingquiz.com/H12-323_V2.0-practice-quiz.html (680 Q&As Dumps, **40%OFF**
Special Discount: Exam-Tests)