

Microsoft.AI-900.v2022-02-09.q112

Exam Code:	AI-900
Exam Name:	Microsoft Azure AI Fundamentals
Certification Provider:	Microsoft
Free Question Number:	112
Version:	v2022-02-09
# of views:	2133
# of Questions views:	1120
https://www.dumpsdb.com/dumps/Microsoft/AI-900/Microsoft.AI-900.v2022-02-09.q112	

NEW QUESTION: 1

Which AI service should you use to create a bot from a frequently asked questions (FAQ) document?

- A. QnA Maker
- B. Language Understanding (LUIS)
- C. Text Analytics
- D. Speech

Answer: ([SHOW ANSWER](#))

Section: Describe features of conversational AI workloads on Azure

Explanation/Reference:

NEW QUESTION: 2

You have a dataset that contains information about taxi journeys that occurred during a given period.

You need to train a model to predict the fare of a taxi journey.

What should you use as a feature?

- A. the number of taxi journeys in the dataset
- B. the trip distance of individual taxi journeys
- C. the fare of individual taxi journeys
- D. the trip ID of individual taxi journeys

Answer: B ([LEAVE A REPLY](#))

The label is the column you want to predict. The identified Features are the inputs you give the model to predict the Label.

Example:

The provided data set contains the following columns:

rate_code: The rate type of the taxi trip is a feature.

passenger_count: The number of passengers on the trip is a feature.

trip_time_in_secs: The amount of time the trip took. You want to predict the fare of the trip before the trip is completed. At that moment, you don't know how long the trip would take. Thus, the trip time is not a feature and you'll exclude this column from the model.

trip_distance: The distance of the trip is a feature.

payment_type: The payment method (cash or credit card) is a feature.

fare_amount: The total taxi fare paid is the label.

Reference:

<https://docs.microsoft.com/en-us/dotnet/machine-learning/tutorials/predict-prices>

NEW QUESTION: 3

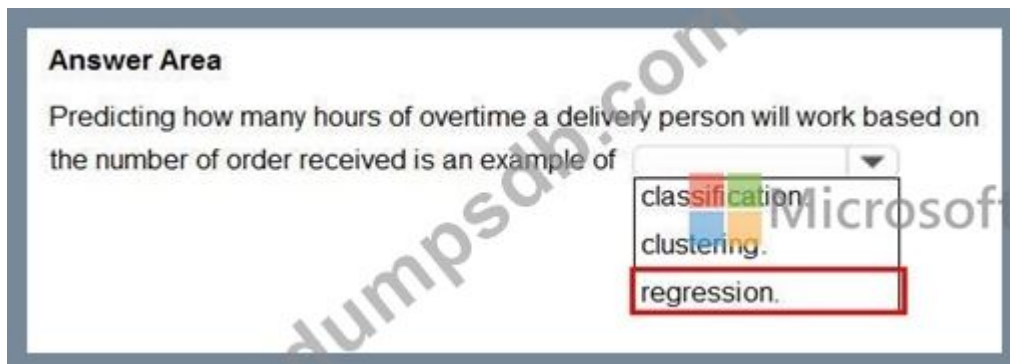
To complete the sentence, select the appropriate option in the answer area.

Answer Area

Predicting how many hours of overtime a delivery person will work based on the number of orders received is an example of

- classification.
- clustering.
- regression.

Answer:



Answer Area

Predicting how many hours of overtime a delivery person will work based on the number of orders received is an example of

- classification.
- clustering.
- regression.

Reference:

<https://docs.microsoft.com/en-us/azure/machine-learning/algorithm-module-reference/linear-regression>

<https://docs.microsoft.com/en-us/azure/machine-learning/studio-module-reference/machine-learning-initialize-model-clustering> Regression is a form of machine learning that is used to predict a numeric label based on an item's features.

<https://docs.microsoft.com/en-us/learn/modules/create-regression-model-azure-machine-learning-designer/introduction>

NEW QUESTION: 4

You are developing a chatbot solution in Azure.

Which service should you use to determine a user's intent?

- A. Translator Text
- B. QnA Maker
- C. Speech
- D. Language Understanding (LUIS)

Answer: ([SHOW ANSWER](#))

Section: Describe features of Natural Language Processing (NLP) workloads on Azure

Explanation:

Language Understanding (LUIS) is a cloud-based API service that applies custom machine-learning intelligence to a user's conversational, natural language text to predict overall meaning, and pull out relevant, detailed information.

Design your LUIS model with categories of user intentions called intents. Each intent needs examples of user utterances. Each utterance can provide data that needs to be extracted with machine-learning entities.

Reference:

<https://docs.microsoft.com/en-us/azure/cognitive-services/luis/what-is-luis>

NEW QUESTION: 5

For each of the following statements, select Yes if the statement is true. Otherwise, select No.


NOTE: Each correct selection is worth one point.

Statements	Yes	No
You can communicate with a bot by using Cortana.	<input type="radio"/>	<input type="radio"/>
You can communicate with a bot by using Microsoft Teams.	<input type="radio"/>	<input type="radio"/>
You can communicate with a bot by using a webchat interface.	<input type="radio"/>	<input type="radio"/>



Answer:

Statements	Yes	No
You can communicate with a bot by using Cortana.	<input checked="" type="radio"/>	<input type="radio"/>
You can communicate with a bot by using Microsoft Teams.	<input checked="" type="radio"/>	<input type="radio"/>
You can communicate with a bot by using a webchat interface.	<input checked="" type="radio"/>	<input type="radio"/>



Explanation

Text Description automatically generated

Statements	Yes	No
You can communicate with a bot by using Cortana.	<input checked="" type="radio"/>	<input type="radio"/>
You can communicate with a bot by using Microsoft Teams.	<input checked="" type="radio"/>	<input type="radio"/>
You can communicate with a bot by using a webchat interface.	<input checked="" type="radio"/>	<input type="radio"/>

NEW QUESTION: 6

You need to develop a web-based AI solution for a customer support system. Users must be able to interact with a web app that will guide them to the best resource or answer.

Which service should you use?

- A. Custom Vision
- B. QnA Maker
- C. Translator Text
- D. Face

Answer: B (LEAVE A REPLY)

Section: Describe features of conversational AI workloads on Azure

Explanation:

QnA Maker is a cloud-based API service that lets you create a conversational question-and-answer layer over your existing data. Use it to build a knowledge base by extracting questions and answers from your semi-structured content, including FAQs, manuals, and documents. Answer users' questions with the best answers from the QnAs in your knowledge base automatically. Your knowledge base gets smarter, too, as it continually learns from user behavior.

Incorrect Answers:

A: Azure Custom Vision is a cognitive service that lets you build, deploy, and improve your own image classifiers. An image classifier is an AI service that applies labels (which represent classes) to images, according to their visual characteristics. Unlike the Computer Vision service, Custom Vision allows you to specify the labels to apply.

D: Azure Cognitive Services Face Detection API: At a minimum, each detected face corresponds to a faceRectangle field in the response. This set of pixel coordinates for the left, top, width, and height mark the located face. Using these coordinates, you can get the location of the face and its size. In the API response, faces are listed in size order from largest to smallest.

Reference:

<https://azure.microsoft.com/en-us/services/cognitive-services/qna-maker/>

NEW QUESTION: 7

Match the types of natural languages processing workloads to the appropriate scenarios.

To answer, drag the appropriate workload type from the column on the left to its scenario on the right. Each workload type may be used once, more than once, or not at all.

NOTE: Each correct selection is worth one point.

Workloads Types	Answer Area
Entity recognition	Workload Type Extracts persons, locations, and organizations from the text
Key phrase extraction	Workload Type Evaluates text along a positive-negative scale
Language modeling	Workload Type Returns text translated to the specified target language
Sentiment analysis	
Natural language processing	
Translation	
Speech recognition and speech synthesis	

Answer:

Workloads Types	Answer Area
Entity recognition	
Key phrase extraction	Extracts persons, locations, and organizations from the text
Language modeling	
Sentiment analysis	Evaluates text along a positive-negative scale
Natural language processing	
Translation	Returns text translated to the specified target language
Speech recognition and speech synthesis	

Explanation

Answer Area

Key phrase extraction	Extracts persons, locations, and organizations from the text
Sentiment analysis	Evaluates text along a positive negative scale
Translation	Returns text translated to the specified target language

Box 1: Key phrase extraction

Broad entity extraction: Identify important concepts in text, including key phrases and named entities such as people, places, and organizations.

Box 2: Sentiment analysis

Sentiment Analysis is the process of determining whether a piece of writing is positive, negative or neutral.

Box 3: Translation

Using Microsoft's Translator text API

This versatile API from Microsoft can be used for the following:

Translate text from one language to another.

Transliterate text from one script to another.

Detecting language of the input text.

Find alternate translations to specific text.

Determine the sentence length.

Reference:

<https://azure.microsoft.com/en-us/services/cognitive-services/text-analytics>

NEW QUESTION: 8

When you design an AI system to assess whether loans should be approved, the factors used to make the decision should be explainable.

This is an example of which Microsoft guiding principle for responsible AI?

- A. transparency
- B. inclusiveness
- C. fairness
- D. privacy and security

Answer: A (LEAVE A REPLY)

Achieving transparency helps the team to understand the data and algorithms used to train the model, what transformation logic was applied to the data, the final model generated, and its associated assets. This information offers insights about how the model was created, which allows it to be reproduced in a transparent way.

Reference:

<https://docs.microsoft.com/en-us/azure/cloud-adoption-framework/innovate/best-practices/trusted-ai>

<https://docs.microsoft.com/en-us/azure/cloud-adoption-framework/strategy/responsible-ai>

NEW QUESTION: 9

You send an image to a Computer Vision API and receive back the annotated image shown in the exhibit.



Which type of computer vision was used?

- A. object detection
- B. semantic segmentation
- C. optical character recognition (OCR)
- D. image classification

Answer: A (LEAVE A REPLY)

Explanation

Object detection is similar to tagging, but the API returns the bounding box coordinates (in pixels) for each object found. For example, if an image contains a dog, cat and person, the Detect operation will list those objects together with their coordinates in the image. You can use this functionality to process the relationships between the objects in an image. It also lets you determine whether there are multiple instances of the same tag in an image.

The Detect API applies tags based on the objects or living things identified in the image. There is currently no formal relationship between the tagging taxonomy and the object detection taxonomy. At a conceptual level, the Detect API only finds objects and living things, while the Tag API can also include contextual terms like

"indoor", which can't be localized with bounding boxes.

Reference:

<https://docs.microsoft.com/en-us/azure/cognitive-services/computer-vision/concept-object-detection>

NEW QUESTION: 10

To complete the sentence, select the appropriate option in the answer area.

Answer Area Microsoft

The handling of unusual or missing values provided to an AI system is a consideration for the Microsoft principle for responsible AI.

- inclusiveness
- privacy and security
- reliability and safety
- transparency

Answer:

Answer Area Microsoft

The handling of unusual or missing values provided to an AI system is a consideration for the Microsoft principle for responsible AI.

- inclusiveness
- privacy and security
- reliability and safety
- transparency

NEW QUESTION: 11

To complete the sentence, select the appropriate option in the answer area.

Ensuring that the numeric variables in training data are on a similar scale is an example of

- data ingestion.
- feature engineering.
- feature selection.
- model training.

Answer:

Ensuring that the numeric variables in training data are on a similar scale is an example of

- data ingestion.
- feature engineering.
- feature selection.
- model training.

Reference:

<https://docs.microsoft.com/en-us/azure/architecture/data-science-process/create-features>

NEW QUESTION: 12

Which two scenarios are examples of a conversational AI workload? Each correct answer presents a complete solution.

NOTE: Each correct selection is worth one point.

- A. a smart device in the home that responds to questions such as "What will the weather be like today?"
- B. a website that uses a knowledge base to interactively respond to users' questions
- C. assembly line machinery that autonomously inserts headlamps into cars
- D. monitoring the temperature of machinery to turn on a fan when the temperature reaches a specific threshold

Answer: A,B (LEAVE A REPLY)

Section: Describe features of conversational AI workloads on Azure

NEW QUESTION: 13

You have a dataset that contains information about taxi journeys that occurred during a given period.

You need to train a model to predict the fare of a taxi journey.

What should you use as a feature?

- A. the number of taxi journeys in the dataset
- B. the trip distance of individual taxi journeys
- C. the fare of individual taxi journeys
- D. the trip ID of individual taxi journeys

Answer: (SHOW ANSWER)

Section: Describe fundamental principles of machine learning on Azure

Explanation/Reference:

Explanation:

The label is the column you want to predict. The identified Features are the inputs you give the model to predict the Label.

Example:

The provided data set contains the following columns:

vendor_id: The ID of the taxi vendor is a feature.

rate_code: The rate type of the taxi trip is a feature.

passenger_count: The number of passengers on the trip is a feature.

trip_time_in_secs: The amount of time the trip took. You want to predict the fare of the trip before the trip is completed. At that moment, you don't know how long the trip would take. Thus, the trip time is not a feature and you'll exclude this column from the model.

trip_distance: The distance of the trip is a feature.

payment_type: The payment method (cash or credit card) is a feature.

fare_amount: The total taxi fare paid is the label.

Reference:

<https://docs.microsoft.com/en-us/dotnet/machine-learning/tutorials/predict-prices>

NEW QUESTION: 14

You have a frequently asked questions (FAQ) PDF file.

You need to create a conversational support system based on the FAQ.

Which service should you use?

- A. QnA Maker
- B. Text Analytics
- C. Computer Vision
- D. Language Understanding (LUIS)

Answer: A (LEAVE A REPLY)

Explanation

QnA Maker is a cloud-based API service that lets you create a conversational question-and-answer layer over your existing data. Use it to build a knowledge base by extracting questions and answers from your semi-structured content, including FAQs, manuals, and documents.

Reference:

<https://azure.microsoft.com/en-us/services/cognitive-services/qna-maker/>

NEW QUESTION: 15

For each of the following statements, select Yes if the statement is true. Otherwise, select No.

NOTE: Each correct selection is worth one point.

Statements	Yes	No
You can use QnA Maker to query an Azure SQL database.	<input type="radio"/>	<input type="radio"/>
You should use QnA Maker when you want a knowledge base to provide the same answer to different users who submit similar questions.	<input type="radio"/>	<input type="radio"/>
The QnA Maker service can determine the intent of a user utterance.	<input type="radio"/>	<input type="radio"/>

Answer:

Statements	Yes	No
You can use QnA Maker to query an Azure SQL database.	<input type="radio"/>	<input checked="" type="radio"/>
You should use QnA Maker when you want a knowledge base to provide the same answer to different users who submit similar questions.	<input checked="" type="radio"/>	<input type="radio"/>
The QnA Maker service can determine the intent of a user utterance.	<input type="radio"/>	<input checked="" type="radio"/>

Explanation

Statements	Yes	No
You can use QnA Maker to query an Azure SQL database.	<input type="radio"/>	<input checked="" type="radio"/>
You should use QnA Maker when you want a knowledge base to provide the same answer to different users who submit similar questions.	<input checked="" type="radio"/>	<input type="radio"/>
The QnA Maker service can determine the intent of a user utterance.	<input type="radio"/>	<input checked="" type="radio"/>

Reference:

<https://docs.microsoft.com/en-gb/azure/cognitive-services/qnamaker/concepts/data-sources-and-content>

<https://docs.microsoft.com/en-us/azure/cognitive-services/luis/choose-natural-language-processing-service> QnA maker conversational AI service nothing to do with SQL database You can easily create a user support bot solution on Microsoft Azure using a combination of two core technologies:

- QnA Maker. This cognitive service enables you to create and publish a knowledge base with built-in natural language processing capabilities.
- Azure Bot Service. This service provides a framework for developing, publishing, and managing bots on Azure.

<https://docs.microsoft.com/en-us/learn/modules/build-faq-chatbot-qna-maker-azure-bot-service/2-get-started-qna> LUIS is used to understand user intent from utterances.

Creating a language understanding application with Language Understanding consists of two main tasks. First you must define entities, intents, and utterances with which to train the language model - referred to as authoring the model. Then you must publish the model so that client applications can use it for intent and entity prediction based on user input.

<https://docs.microsoft.com/en-us/azure/cognitive-services/luis/choose-natural-language-processing-service>

NEW QUESTION: 16

What are two tasks that can be performed by using computer vision? Each correct answer presents a complete solution.

NOTE: Each correct selection is worth one point.

- A. Predict stock prices.
- B. Detect brands in an image.
- C. Detect the color scheme in an image
- D. Translate text between languages.
- E. Extract key phrases.

Answer: (SHOW ANSWER)

Section: Describe features of computer vision workloads on Azure

Explanation:

B: Azure's Computer Vision service gives you access to advanced algorithms that process images and return information based on the visual features you're interested in. For example, Computer Vision can determine whether an image contains adult content, find specific brands or objects, or find human faces.

E: Computer Vision includes Optical Character Recognition (OCR) capabilities. You can use the new Read API to extract printed and handwritten text from images and documents. It uses the latest models and works with text on a variety of surfaces and backgrounds. These include receipts, posters, business cards, letters, and whiteboards. The two OCR APIs support extracting printed text in several languages.

Reference:

<https://docs.microsoft.com/en-us/azure/cognitive-services/computer-vision/overview>

Valid AI-900 Dumps shared by TrainingQuiz.com for Helping Passing AI-900 Exam!

TrainingQuiz.com now offer the **newest AI-900 exam dumps**, the TrainingQuiz.com AI-900 exam **questions have been updated** and **answers have been corrected** get the **newest**

TrainingQuiz.com AI-900 dumps with Test Engine here: <https://www.trainingquiz.com/AI-900-practice-quiz.html> (321 Q&As Dumps, **40%OFF Special Discount: Exam-Tests**)

NEW QUESTION: 17

Match the types of AI workloads to the appropriate scenarios.

To answer, drag the appropriate workload type from the column on the left to its scenario on the right. Each workload type may be used once, more than once, or not at all.

NOTE: Each correct selection is worth one point.

Workload Types

Anomaly detection

Computer vision

Machine Learning (Regression)

Natural language processing

Answer Area

Workload Type

Identify handwritten letters.

Workload Type

Predict the sentiment of a social media post.

Workload Type

Identify a fraudulent credit card payment.

Workload Type

Predict next month's toy sales.

Answer:

Statements	Yes	No
You can use QnA Maker to query an Azure SQL database.	<input type="radio"/>	<input type="checkbox"/>
You should use QnA Maker when you want a knowledge base to provide the same answer to different users who submit similar questions.	<input type="checkbox"/>	<input type="radio"/>
The QnA Maker service can determine the intent of a user utterance.	<input type="radio"/>	<input type="checkbox"/>

Explanation

Workload types	Answer Area
Anomaly detection	Computer vision Identify handwritten letters.
Computer vision	Natural language processing Predict the sentiment of a social media post.
Machine Learning (Regression)	Anomaly detection Identify a fraudulent credit card payment.
Natural language processing	Machine Learning (Regression) Predict next month's toy sales.

Reference:

<https://docs.microsoft.com/en-us/learn/paths/get-started-with-artificial-intelligence-on-azure/>

NEW QUESTION: 18

In which scenario should you use key phrase extraction?

- A. translating a set of documents from English to German
- B. identifying which documents provide information about the same topics
- C. identifying whether reviews of a restaurant are positive or negative
- D. generating captions for a video based on the audio track

Answer: (SHOW ANSWER)

NEW QUESTION: 19

You are developing a chatbot solution in Azure.

Which service should you use to determine a user's intent?

- A. Translator Text
- B. QnA Maker
- C. Speech
- D. Language Understanding (LUIS)

Answer: D (LEAVE A REPLY)

Explanation

Language Understanding (LUIS) is a cloud-based API service that applies custom machine-learning intelligence to a user's conversational, natural language text to predict overall meaning, and pull out relevant, detailed information.

Design your LUIS model with categories of user intentions called intents. Each intent needs examples of user utterances. Each utterance can provide data that needs to be extracted with machine-learning entities.

Reference:

<https://docs.microsoft.com/en-us/azure/cognitive-services/luis/what-is-luis>

NEW QUESTION: 20

You are developing a natural language processing solution in Azure. The solution will analyze customer reviews and determine how positive or negative each review is.

This is an example of which type of natural language processing workload?

- A. language detection
- B. sentiment analysis
- C. key phrase extraction
- D. entity recognition

Answer: (SHOW ANSWER)

Sentiment Analysis is the process of determining whether a piece of writing is positive, negative or neutral.

Reference:

<https://docs.microsoft.com/en-us/azure/architecture/data-guide/technology-choices/natural-language-processing>

NEW QUESTION: 21

For each of the following statements, select Yes if the statement is true. Otherwise, select No.

NOTE: Each correct selection is worth one point.

Answer Area	Statements	Yes	No
	Forecasting housing prices based on historical data is an example of anomaly detection.	<input type="radio"/>	<input type="radio"/>
	Identifying suspicious sign-ins by looking for deviations from usual patterns is an example of anomaly detection.	<input type="radio"/>	<input type="radio"/>
	Predicting whether a patient will develop diabetes based on the patient's medical history is an example of anomaly detection.	<input type="radio"/>	<input type="radio"/>

Answer:

Answer Area

Statements	Yes	No
Forecasting housing prices based on historical data is an example of anomaly detection.	<input type="radio"/>	<input checked="" type="radio"/>
Identifying suspicious sign-ins by looking for deviations from usual patterns is an example of anomaly detection.	<input checked="" type="radio"/>	<input type="radio"/>
Predicting whether a patient will develop diabetes based on the patient's medical history is an example of anomaly detection.	<input checked="" type="radio"/>	<input type="radio"/>

Reference:

<https://docs.microsoft.com/en-us/azure/machine-learning/studio-module-reference/anomaly-detection>

NEW QUESTION: 22

For each of the following statements, select Yes if the statement is true. Otherwise, select No.

NOTE: Each correct selection is worth one point.

Statements	Yes	No
You can communicate with a bot by using email.	<input type="radio"/>	<input type="radio"/>
You can communicate with a bot by using Microsoft Teams.	<input type="radio"/>	<input type="radio"/>
You can communicate with a bot by using a webchat interface.	<input type="radio"/>	<input type="radio"/>

Answer:

Statements	Yes	No
You can communicate with a bot by using email.	<input checked="" type="radio"/>	<input type="radio"/>
You can communicate with a bot by using Microsoft Teams.	<input checked="" type="radio"/>	<input type="radio"/>
You can communicate with a bot by using a webchat interface.	<input checked="" type="radio"/>	<input type="radio"/>

Explanation

Statements	Yes	No
You can communicate with a bot by using email.	<input type="radio"/>	<input type="radio"/>
You can communicate with a bot by using Microsoft Teams.	<input type="radio"/>	<input type="radio"/>
You can communicate with a bot by using a webchat interface.	<input type="radio"/>	<input type="radio"/>

Reference:

<https://docs.microsoft.com/en-us/azure/bot-service/bot-service-manage-channels?view=azure-bot-service-4.0>

NEW QUESTION: 23

For each of the following statements, select Yes if the statement is true. Otherwise, select No.

NOTE: Each correct selection is worth one point.

Statements	Yes	No
Providing an explanation of the outcome of a credit loan application is an example of the Microsoft transparency principle for responsible AI.	<input type="radio"/>	<input type="radio"/>
A triage bot that prioritizes insurance claims based on injuries is an example of the Microsoft reliability and safety principle for responsible AI.	<input type="radio"/>	<input type="radio"/>
An AI solution that is offered at different prices for different sales territories is an example of the Microsoft inclusiveness principle for responsible AI.	<input type="radio"/>	<input type="radio"/>

Answer:

Statements	Yes	No
Providing an explanation of the outcome of a credit loan application is an example of the Microsoft transparency principle for responsible AI.	<input checked="" type="radio"/>	<input type="radio"/>
A triage bot that prioritizes insurance claims based on injuries is an example of the Microsoft reliability and safety principle for responsible AI.	<input type="radio"/>	<input checked="" type="radio"/>
An AI solution that is offered at different prices for different sales territories is an example of the Microsoft inclusiveness principle for responsible AI.	<input checked="" type="radio"/>	<input type="radio"/>

NEW QUESTION: 24

You are designing an AI system that empowers everyone, including people who have hearing, visual, and other impairments.

This is an example of which Microsoft guiding principle for responsible AI?

- A. fairness
- B. inclusiveness
- C. reliability and safety
- D. accountability

Answer: B (LEAVE A REPLY)

Inclusiveness: At Microsoft, we firmly believe everyone should benefit from intelligent technology, meaning it must incorporate and address a broad range of human needs and experiences. For the 1 billion people with disabilities around the world, AI technologies can be a game-changer.

Reference:

<https://docs.microsoft.com/en-us/learn/modules/responsible-ai-principles/4-guiding-principles>

NEW QUESTION: 25

You are building a Language Understanding model for an e-commerce business.

You need to ensure that the model detects when utterances are outside the intended scope of the model.

What should you do?

- A. Test the model by using new utterances
- B. Add utterances to the None intent
- C. Create a prebuilt task entity
- D. Create a new model

Answer: B (LEAVE A REPLY)

The None intent is filled with utterances that are outside of your domain.

Reference:

<https://docs.microsoft.com/en-us/azure/cognitive-services/LUIS/luis-concept-intent>

NEW QUESTION: 26

You need to make the press releases of your company available in a range of languages.

Which service should you use?

- A. Translator Text
- B. Text Analytics
- C. Speech
- D. Language Understanding (LUIS)

Answer: A (LEAVE A REPLY)

Explanation

Press release is a written communication. Speech wouldn't make sense. Plus, the Speech service doesn't translate languages, it "translates" audio into text, and vice versa.

<https://docs.microsoft.com/en-us/learn/modules/translate-text-with-translation-service/2-get-started-azure>

NEW QUESTION: 27

You need to determine the location of cars in an image so that you can estimate the distance between the cars.

Which type of computer vision should you use?

- A. optical character recognition (OCR)
- B. object detection
- C. image classification
- D. face detection

Answer: B (LEAVE A REPLY)

Section: Describe features of computer vision workloads on Azure

Explanation:

Object detection is similar to tagging, but the API returns the bounding box coordinates (in pixels) for each object found. For example, if an image contains a dog, cat and person, the Detect operation will list those objects together with their coordinates in the image. You can use this functionality to process the relationships between the objects in an image. It also lets you determine whether there are multiple instances of the same tag in an image.

The Detect API applies tags based on the objects or living things identified in the image. There is currently no formal relationship between the tagging taxonomy and the object detection taxonomy. At a conceptual level, the Detect API only finds objects and living things, while the Tag API can also include contextual terms like "indoor", which can't be localized with bounding boxes.

Reference:

<https://docs.microsoft.com/en-us/azure/cognitive-services/computer-vision/concept-object-detection>

NEW QUESTION: 28

You need to predict the sea level in meters for the next 10 years.

Which type of machine learning should you use?

- A. classification
- B. regression
- C. clustering

Answer: (SHOW ANSWER)

Explanation

In the most basic sense, regression refers to prediction of a numeric target.

Linear regression attempts to establish a linear relationship between one or more independent variables and a numeric outcome, or dependent variable.

You use this module to define a linear regression method, and then train a model using a labeled dataset. The trained model can then be used to make predictions.

Reference:

<https://docs.microsoft.com/en-us/azure/machine-learning/studio-module-reference/linear-regression> Regression is a form of machine learning that is used to predict a numeric label based on an item's features.

<https://docs.microsoft.com/en-us/learn/modules/create-regression-model-azure-machine-learning-designer/introd>

NEW QUESTION: 29

For a machine learning progress, how should you split data for training and evaluation?

- A. Use features for training and labels for evaluation.
- B. Randomly split the data into rows for training and rows for evaluation.
- C. Use labels for training and features for evaluation.
- D. Randomly split the data into columns for training and columns for evaluation.

Answer: (SHOW ANSWER)

In Azure Machine Learning, the percentage split is the available technique to split the data. In this technique, random data of a given percentage will be split to train and test data.

Reference:

<https://www.sqlshack.com/prediction-in-azure-machine-learning/>

NEW QUESTION: 30

Which scenario is an example of a webchat bot?

- A. Determine whether reviews entered on a website for a concert are positive or negative, and then add a thumbs up or thumbs down emoji to the reviews.
- B. Translate into English questions entered by customers at a kiosk so that the appropriate person can call the customers back.
- C. Accept questions through email, and then route the email messages to the correct person based on the content of the message.
- D. From a website interface, answer common questions about scheduled events and ticket purchases for a music festival.

Answer: D (LEAVE A REPLY)

Section: Describe features of conversational AI workloads on Azure

Explanation/Reference:

NEW QUESTION: 31

You need to predict the sea level in meters for the next 10 years.

Which type of machine learning should you use?

- A. classification
- B. regression
- C. clustering

Answer: B (LEAVE A REPLY)

Explanation

In the most basic sense, regression refers to prediction of a numeric target.

Linear regression attempts to establish a linear relationship between one or more independent variables and a numeric outcome, or dependent variable.

You use this module to define a linear regression method, and then train a model using a labeled dataset. The trained model can then be used to make predictions.

Reference:

<https://docs.microsoft.com/en-us/azure/machine-learning/studio-module-reference/linear-regression>

Valid AI-900 Dumps shared by TrainingQuiz.com for Helping Passing AI-900 Exam! TrainingQuiz.com now offer the **newest AI-900 exam dumps**, the TrainingQuiz.com AI-900 exam **questions have been updated** and **answers have been corrected** get the **newest** TrainingQuiz.com AI-900 dumps with Test Engine here: <https://www.trainingquiz.com/AI-900-practice-quiz.html> (321 Q&As Dumps, **40%OFF Special Discount: Exam-Tests**)

NEW QUESTION: 32

You need to predict the income range of a given customer by using the following dataset.

First Name	Last Name	Age	Education Level	Income Range
Orlando	Gee	45	University	25,000-50,000
Keith	Harris	36	High school	25,000-50,000
Donna	Carreras	52	University	50,000-75,000
Janet	Gates	21	University	75,000-100,000
Lucy	Harrington	68	High school	50,000-75,000

Which two fields should you use as features? Each correct answer presents a complete solution.

NOTE: Each correct selection is worth one point.

- A. Education Level
- B. Last Name
- C. Age
- D. Income Range
- E. First Name

Answer: A,C (LEAVE A REPLY)

Explanation

First Name, Last Name, Age and Education Level are features. Income range is a label (what you want to predict). First Name and Last Name are irrelevant in that they have no bearing on income. Age and Education level are the features you should use.

NEW QUESTION: 33

To complete the sentence, select the appropriate option in the answer area.

Answer Area

The ability to extract subtotals and totals from a receipt is a capability of the  service.

- Custom Vision
- Form Recognizer
- Ink Recognizer
- Text Analytics

Answer:

Answer Area

The ability to extract subtotals and totals from a receipt is a capability of the  service.

- Custom Vision
- Form Recognizer
- Ink Recognizer
- Text Analytics

Reference:

<https://azure.microsoft.com/en-us/services/cognitive-services/form-recognizer/>

NEW QUESTION: 34

To complete the sentence, select the appropriate option in the answer area.

Answer Area

From Azure Machine Learning designer, to deploy a real-time inference pipeline as a service for others to consume, you must deploy the model to



- a local web service.
- Azure Container Instances.
- Azure Kubernetes Service (AKS).
- Azure Machine Learning compute.

Answer:

Statements	Yes	No
Chatbots can support voice input.	<input type="radio"/>	<input checked="" type="radio"/>
A separate chatbot is required for each communication channel.	<input type="radio"/>	<input checked="" type="radio"/>
Chatbots manage conversation flows by using a combination of natural language and constrained option responses.	<input checked="" type="radio"/>	<input type="radio"/>

Explanation

Answer Area

From Azure Machine Learning designer, to deploy a real-time inference pipeline as a service for others to consume, you must deploy the model to



a local web service.
Azure Container Instances.
Azure Kubernetes Service (AKS).
Azure Machine Learning compute.

To perform real-time inferencing, you must deploy a pipeline as a real-time endpoint. Real-time endpoints must be deployed to an Azure Kubernetes Service cluster.

Reference:

<https://docs.microsoft.com/en-us/azure/machine-learning/concept-designer#deploy>

NEW QUESTION: 35

Which service should you use to extract text, key/value pairs, and table data automatically from scanned documents?

- A. Form Recognizer
- B. Text Analytics
- C. Ink Recognizer
- D. Custom Vision

Answer: A (LEAVE A REPLY)

Section: Describe fundamental principles of machine learning on Azure

Explanation:

Accelerate your business processes by automating information extraction. Form Recognizer applies advanced machine learning to accurately extract text, key/value pairs, and tables from documents. With just a few samples, Form Recognizer tailors its understanding to your documents, both on-premises and in the cloud.

Turn forms into usable data at a fraction of the time and cost, so you can focus more time acting on the information rather than compiling it.

Reference:

<https://azure.microsoft.com/en-us/services/cognitive-services/form-recognizer/>

NEW QUESTION: 36

A company employs a team of customer service agents to provide telephone and email support to customers.

The company develops a webchat bot to provide automated answers to common customer queries.

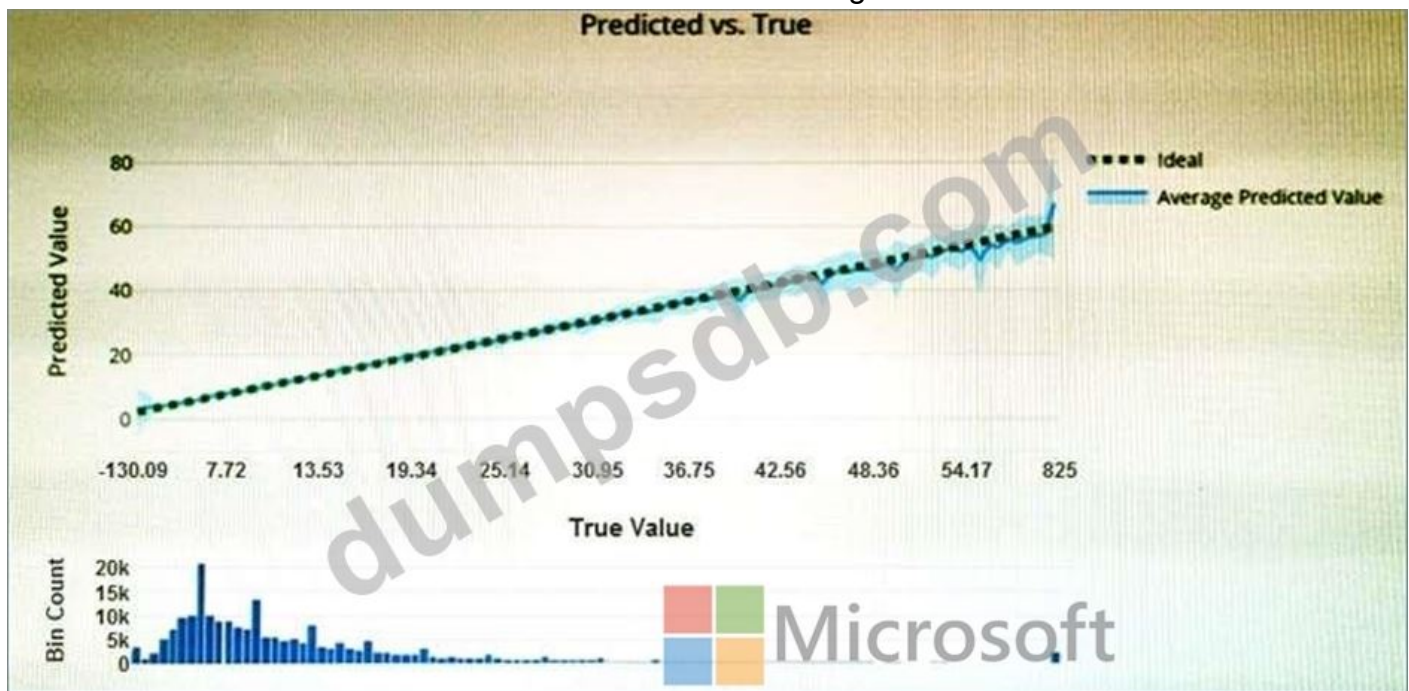
Which business benefit should the company expect as a result of creating the webchat bot solution?

- A. increased sales
- B. a reduced workload for the customer service agents
- C. improved product reliability

Answer: ([SHOW ANSWER](#))

NEW QUESTION: 37

You have the Predicted vs. True chart shown in the following exhibit.



Which type of model is the chart used to evaluate?

- A. classification
- B. regression
- C. clustering

Answer: B ([LEAVE A REPLY](#))

Section: Describe fundamental principles of machine learning on Azure

Explanation:

What is a Predicted vs. True chart?

Predicted vs. True shows the relationship between a predicted value and its correlating true value for a regression problem. This graph can be used to measure performance of a model as the closer to the $y=x$ line the predicted values are, the better the accuracy of a predictive model.

Reference:

<https://docs.microsoft.com/en-us/azure/machine-learning/how-to-understand-automated-m>

NEW QUESTION: 38

You need to build an app that will read recipe instructions aloud to support users who have reduced vision.

Which version service should you use?

- A. Text Analytics
- B. Translator Text
- C. Speech
- D. Language Understanding (LUIS)

Answer: (SHOW ANSWER)

Reference:

<https://azure.microsoft.com/en-us/services/cognitive-services/text-to-speech/#features>

NEW QUESTION: 39

You need to make the press releases of your company available in a range of languages.

Which service should you use?

- A. Translator Text
- B. Text Analytics
- C. Speech
- D. Language Understanding (LUIS)

Answer: A (LEAVE A REPLY)

Explanation

Translator is a cloud-based machine translation service you can use to translate text in near real-time through a simple REST API call. The service uses modern neural machine translation technology and offers statistical machine translation technology. Custom Translator is an extension of Translator, which allows you to build neural translation systems.

Reference:

<https://docs.microsoft.com/en-us/azure/cognitive-services/translator/>

NEW QUESTION: 40

For each of the following statements, select Yes if the statement is true. Otherwise, select No.

NOTE: Each correct selection is worth one point.



Statements

A bot that responds to queries by internal users is an example of a conversational AI workload.

Yes

No

An application that displays images relating to an entered search term is an example of a conversational AI workload.

A web form used to submit a request to reset a password is an example of a conversational AI workload.

Answer:



Statements

A bot that responds to queries by internal users is an example of a conversational AI workload.

Yes

No

An application that displays images relating to an entered search term is an example of a conversational AI workload.

A web form used to submit a request to reset a password is an example of a conversational AI workload.

Explanation

Graphical user interface, text, application, email Description automatically generated

Statements



A bot that responds to queries by internal users is an example of a conversational AI workload.

Yes

No

An application that displays images relating to an entered search term is an example of a conversational AI workload.

A web form used to submit a request to reset a password is an example of a conversational AI workload.

Reference:

<https://docs.microsoft.com/en-us/azure/bot-service/bot-service-overview-introduction?view=azure-bot-service-4>.

NEW QUESTION: 41

You are building a knowledge base by using QnA Maker. Which file format can you use to populate the knowledge base?

- A. PPTX
- B. PDF
- C. ZIP
- D. XML

Answer: ([SHOW ANSWER](#))

NEW QUESTION: 42

For each of the following statements, select Yes if the statement is true. Otherwise, select No.

NOTE: Each correct selection is worth one point.

Answer Area	Microsoft	Statements	Yes	No
		Automated machine learning is the process of automating the time-consuming, iterative tasks of machine learning model development.	<input type="radio"/>	<input type="radio"/>
		Automated machine learning can automatically infer the training data from the use case provided.	<input type="radio"/>	<input type="radio"/>
		Automated machine learning works by running multiple training iterations that are scored and ranked by the metrics you specify.	<input type="radio"/>	<input type="radio"/>
		Automated machine learning enables you to specify a dataset and will automatically understand which label to predict.	<input type="radio"/>	<input type="radio"/>

Answer:

Answer Area

Statements	Yes	No
Azure Bot Service and Azure Cognitive Services can be integrated.	<input type="radio"/>	<input type="radio"/>
Azure Bot Service engages with customers in a conversational manner.	<input type="radio"/>	<input type="radio"/>
Azure Bot Service can import frequently asked questions (FAQ) to question and answer sets.	<input type="radio"/>	<input type="radio"/>

Explanation

Answer Area

Statements	Yes	No
Automated machine learning is the process of automating the time-consuming, iterative tasks of machine learning model development.	<input checked="" type="radio"/>	<input type="radio"/>
Automated machine learning can automatically infer the training data from the use case provided.	<input type="radio"/>	<input checked="" type="radio"/>
Automated machine learning works by running multiple training iterations that are scored and ranked by the metrics you specify.	<input checked="" type="radio"/>	<input type="radio"/>
Automated machine learning enables you to specify a dataset and will automatically understand which label to predict.	<input type="radio"/>	<input checked="" type="radio"/>

Box 1: Yes

Automated machine learning, also referred to as automated ML or AutoML, is the process of automating the time consuming, iterative tasks of machine learning model development. It allows data scientists, analysts, and developers to build ML models with high scale, efficiency, and productivity all while sustaining model quality.

Box 2: No

Box 3: Yes

During training, Azure Machine Learning creates a number of pipelines in parallel that try different algorithms and parameters for you. The service iterates through ML algorithms paired with feature selections, where each iteration produces a model with a training score. The higher the score, the better the model is considered to "fit" your data. It will stop once it hits the exit criteria defined in the experiment.

Box 4: No

Apply automated ML when you want Azure Machine Learning to train and tune a model for you using the target metric you specify.

The label is the column you want to predict.

Reference:

<https://azure.microsoft.com/en-us/services/machine-learning/automatedml/#features>

NEW QUESTION: 43

For each of the following statements, select Yes if the statement is true. Otherwise, select No.

NOTE: Each correct selection is worth one point.

Answer Area Microsoft

Statements	Yes	No
The Text Analytics service can identify in which language text is written.	<input type="radio"/>	<input type="radio"/>
The Text Analytics service can detect handwritten signatures in a document.	<input type="radio"/>	<input type="radio"/>
The Text Analytics service can identify companies and organizations mentioned in a document.	<input type="radio"/>	<input type="radio"/>

Answer:

Answer Area

Statements	Yes	No
The Text Analytics service can identify in which language text is written.	<input checked="" type="radio"/>	<input type="radio"/>
The Text Analytics service can detect handwritten signatures in a document.	<input type="radio"/>	<input checked="" type="radio"/>
The Text Analytics service can identify companies and organizations mentioned in a document.	<input checked="" type="radio"/>	<input type="radio"/>

Reference:

<https://docs.microsoft.com/en-us/azure/cognitive-services/text-analytics/overview>

NEW QUESTION: 44

Which two scenarios are examples of a conversational AI workload? Each correct answer presents a complete solution.

NOTE: Each correct selection is worth one point.

- A. a telephone answering service that has a pre-recorder message
- B. a chatbot that provides users with the ability to find answers on a website by themselves
- C. telephone voice menus to reduce the load on human resources
- D. a service that creates frequently asked Questions (FAQ) documents by crawling public websites

Answer: ([SHOW ANSWER](#))

B: A bot is an automated software program designed to perform a particular task. Think of it as a robot without a body.

C: Automated customer interaction is essential to a business of any size. In fact, 61% of consumers prefer to communicate via speech, and most of them prefer self-service. Because

customer satisfaction is a priority for all businesses, self-service is a critical facet of any customer-facing communications strategy.

Incorrect Answers:

D: Early bots were comparatively simple, handling repetitive and voluminous tasks with relatively straightforward algorithmic logic. An example would be web crawlers used by search engines to automatically explore and catalog web content.

Reference:

<https://docs.microsoft.com/en-us/azure/architecture/data-guide/big-data/ai-overview>

<https://docs.microsoft.com/en-us/azure/architecture/solution-ideas/articles/interactive-voice-response-bot>

NEW QUESTION: 45

To complete the sentence, select the appropriate option in the answer area.

Answer Area

You can use the _____ service to train an object detection model by using your own images.

- Computer Vision
- Custom Vision
- Form Recognizer
- Video Indexer



Answer:

Answer Area

You can use the _____ service to train an object detection model by using your own images

- Computer Vision
- Custom Vision
- Form Recognizer
- Video Indexer



Explanation

The screenshot shows the 'Answer Area' with the text 'You can use the _____ service to train an object detection model by using your own images.' A dropdown menu is open, listing 'Computer Vision', 'Custom Vision', 'Form Recognizer', and 'Video Indexer'. 'Custom Vision' is highlighted with a red box. The Microsoft logo is visible in the background.

Azure Custom Vision is a cognitive service that lets you build, deploy, and improve your own image classifiers. An image classifier is an AI service that applies labels (which represent

classes) to images, according to their visual characteristics. Unlike the Computer Vision service, Custom Vision allows you to specify the labels to apply.

Note: The Custom Vision service uses a machine learning algorithm to apply labels to images. You, the developer, must submit groups of images that feature and lack the characteristics in question. You label the images yourself at the time of submission. Then the algorithm trains to this data and calculates its own accuracy by testing itself on those same images. Once the algorithm is trained, you can test, retrain, and eventually use it to classify new images according to the needs of your app. You can also export the model itself for offline use.

Reference:


<https://docs.microsoft.com/en-us/azure/cognitive-services/custom-vision-service/home> custom vision - This is a type of computer vision service which helps in building/training models using user provided data Creating an object detection solution with Custom Vision consists of three main tasks. First you must use upload and tag images, then you can train the model, and finally you must publish the model so that client applications can use it to generate predictions.

<https://docs.microsoft.com/en-us/learn/modules/detect-objects-images-custom-vision/2-object-detection-azure>

NEW QUESTION: 46

To complete the sentence, select the appropriate option in the answer area.

When developing an AI system for self-driving cars, the Microsoft for responsible AI should be applied to ensure consistent operation system during unexpected circumstances.



principle of the

- inclusiveness
- accountability
- reliability and safety
- fairness


Answer:

Statements	Yes	No
A webchat bot can interact with users visiting a website.	<input checked="" type="checkbox"/>	<input type="checkbox"/>
Automatically generating captions for pre-recorded videos is an example of conversational AI.	<input checked="" type="checkbox"/>	<input type="checkbox"/>
A smart device in the home that responds to questions such as "What will the weather be like today?" is an example of conversational AI.	<input checked="" type="checkbox"/>	<input type="checkbox"/>



Explanation

When developing an AI system for self-driving cars, the Microsoft for responsible AI should be applied to ensure consistent operation system during unexpected circumstances.



principle of the

- inclusiveness
- accountability
- reliability and safety
- fairness

Reliability and safety: To build trust, it's critical that AI systems operate reliably, safely, and consistently under normal circumstances and in unexpected conditions. These systems should be able to operate as they were originally designed, respond safely to unanticipated conditions, and resist harmful manipulation.

Reference:

<https://docs.microsoft.com/en-us/learn/modules/responsible-ai-principles/4-guiding-principles> AI systems should perform reliably and safely. For example, consider an AI-based software system for an autonomous vehicle; or a machine learning model that diagnoses patient symptoms and recommends prescriptions. Unreliability in these kinds of system can result in substantial risk to human life.

<https://docs.microsoft.com/en-us/learn/modules/get-started-ai-fundamentals/7-understand-responsible-ai>

Valid AI-900 Dumps shared by TrainingQuiz.com for Helping Passing AI-900 Exam! TrainingQuiz.com now offer the **newest AI-900 exam dumps**, the TrainingQuiz.com AI-900 exam **questions have been updated** and **answers have been corrected** get the **newest** TrainingQuiz.com AI-900 dumps with Test Engine here: <https://www.trainingquiz.com/AI-900-practice-quiz.html> (321 Q&As Dumps, **40%OFF Special Discount: Exam-Tests**)

NEW QUESTION: 47

You are evaluating whether to use a basic workspace or an enterprise workspace in Azure Machine Learning.

What are two tasks that require an enterprise workspace? Each correct answer presents a complete solution.

NOTE: Each correct selection is worth one point.

- A. Use a graphical user interface (GUI) to run automated machine learning experiments.
- B. Create a compute instance to use as a workstation.
- C. Use a graphical user interface (GUI) to define and run machine learning experiments from Azure Machine Learning designer.
- D. Create a dataset from a comma-separated value (CSV) file.

Answer: A,C (LEAVE A REPLY)

Note: Enterprise workspaces are no longer available as of September 2020. The basic workspace now has all the functionality of the enterprise workspace.

Reference:

<https://www.azure.cn/en-us/pricing/details/machine-learning/>

<https://docs.microsoft.com/en-us/azure/machine-learning/concept-workspace>

NEW QUESTION: 48

You use Azure Machine Learning designer to publish an inference pipeline.

Which two parameters should you use to consume the pipeline? Each correct answer presents part of the solution.

NOTE: Each correct selection is worth one point.

- A. the model name
- B. the training endpoint
- C. the authentication key
- D. the REST endpoint

Answer: A,D (LEAVE A REPLY)

A: The trained model is stored as a Dataset module in the module palette. You can find it under My Datasets.

Azure Machine Learning designer lets you visually connect datasets and modules on an interactive canvas to create machine learning models.

D: You can consume a published pipeline in the Published pipelines page. Select a published pipeline and find the REST endpoint of it.

Reference:

<https://docs.microsoft.com/en-us/azure/machine-learning/how-to-run-batch-predictions-designer>

<https://docs.microsoft.com/en-us/azure/machine-learning/concept-designer>

NEW QUESTION: 49

Match the machine learning tasks to the appropriate scenarios.

To answer, drag the appropriate task from the column on the left to its scenario on the right. Each task may be used once, more than once, or not at all.

NOTE: Each correct selection is worth one point.

Learning Types	Answer Area
Feature engineering	Task Examining the values of a confusion matrix
Feature selection	Task Splitting a date into month, day, and year fields
Model deployment	Task Picking temperature and pressure to train a weather model
Model evaluation	
Model training	

Answer:

Learning Types

- Feature engineering
- Feature selection
- Model deployment
- Model evaluation
- Model training

Answer Area

- Model evaluation
- Feature engineering
- Feature selection

Examining the values of a confusion matrix

Splitting a date into month, day, and year fields

Picking temperature and pressure to train a weather mode



Reference:

<https://docs.microsoft.com/en-us/azure/machine-learning/studio/evaluate-model-performance>

<https://docs.microsoft.com/en-us/azure/machine-learning/concept-automated-ml>

NEW QUESTION: 50

For each of the following statements, select Yes if the statement is true. Otherwise, select No.

NOTE: Each correct selection is worth one point.

Statements	Yes	No
You can communicate with a bot by using email.	<input type="radio"/>	<input type="radio"/>
You can communicate with a bot by using Microsoft Teams.	<input type="radio"/>	<input type="radio"/>
You can communicate with a bot by using a webchat interface.	<input type="radio"/>	<input type="radio"/>

Answer:

Statements	Yes	No
You can communicate with a bot by using email.	<input checked="" type="radio"/>	<input type="radio"/>
You can communicate with a bot by using Microsoft Teams.	<input checked="" type="radio"/>	<input type="radio"/>
You can communicate with a bot by using a webchat interface.	<input checked="" type="radio"/>	<input type="radio"/>

Reference:

<https://docs.microsoft.com/en-us/azure/bot-service/bot-service-manage-channels?view=azure-bot-service-4.0> All 3 are correct as they are the different channels to connect with a bot Office 365 email - Enable a bot to communicate with users via Office 365 email.

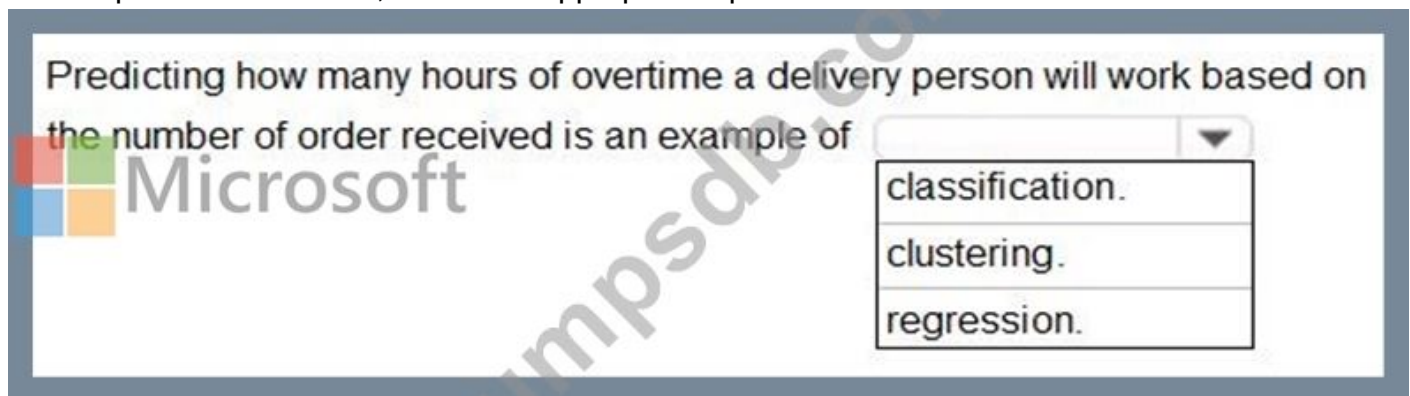
Microsoft Teams - Configure a bot to communicate with users through Microsoft Teams.

Web Chat - Automatically configured for you when you create a bot with the Bot Framework Service.

<https://docs.microsoft.com/en-us/azure/bot-service/bot-service-manage-channels?view=azure-bot-service-4.0>


NEW QUESTION: 51

To complete the sentence, select the appropriate option in the answer area.



Answer:

Predicting how many hours of overtime a delivery person will work based on the number of order received is an example of



Explanation:

In the most basic sense, regression refers to prediction of a numeric target.

Linear regression attempts to establish a linear relationship between one or more independent variables and a numeric outcome, or dependent variable.

You use this module to define a linear regression method, and then train a model using a labeled dataset. The trained model can then be used to make predictions.

Incorrect Answers:

Classification is a machine learning method that uses data to determine the category, type, or class of an item or row of data.

Clustering, in machine learning, is a method of grouping data points into similar clusters. It is also called segmentation.

Over the years, many clustering algorithms have been developed. Almost all clustering algorithms use the features of individual items to find similar items. For example, you might apply clustering to find similar people by demographics. You might use clustering with text analysis to group sentences with similar topics or sentiment.

Reference:

<https://docs.microsoft.com/en-us/azure/machine-learning/algorithm-module-reference/linear-regression>

<https://docs.microsoft.com/en-us/azure/machine-learning/studio-module-reference/machine-learning-initialize-model-clustering>

NEW QUESTION: 52

For each of the following statements, select Yes if the statement is true. Otherwise, select No.

NOTE: Each correct selection is worth one point.

Answer Area

Statements	Yes	No
The Text Analytics service can identify in which language text is written.	<input type="radio"/>	<input type="radio"/>
The Text Analytics service can detect handwritten signatures in a document.	<input type="radio"/>	<input type="radio"/>
The Text Analytics service can identify companies and organizations mentioned in a document.	<input type="radio"/>	<input type="radio"/>

Answer:

Answer Area

Statements	Yes	No
The Text Analytics service can identify in which language text is written.	<input checked="" type="radio"/>	<input type="radio"/>
The Text Analytics service can detect handwritten signatures in a document.	<input type="radio"/>	<input checked="" type="radio"/>
The Text Analytics service can identify companies and organizations mentioned in a document.	<input checked="" type="radio"/>	<input type="radio"/>

Explanation

Answer Area

Statements	Yes	No
The Text Analytics service can identify in which language text is written.	<input checked="" type="radio"/>	<input type="radio"/>
The Text Analytics service can detect handwritten signatures in a document.	<input type="radio"/>	<input checked="" type="radio"/>
The Text Analytics service can identify companies and organizations mentioned in a document.	<input checked="" type="radio"/>	<input type="radio"/>

The Text Analytics API is a cloud-based service that provides advanced natural language processing over raw text, and includes four main functions: sentiment analysis, key phrase extraction, named entity recognition, and language detection.

Box 1: Yes

You can detect which language the input text is written in and report a single language code for every document submitted on the request in a wide range of languages, variants, dialects, and some regional/cultural languages. The language code is paired with a score indicating the strength of the score.

Box 2: No

Box 3: Yes

Named Entity Recognition: Identify and categorize entities in your text as people, places, organizations, date/time, quantities, percentages, currencies, and more. Well-known entities are also recognized and linked to more information on the web.

Reference:

<https://docs.microsoft.com/en-us/azure/cognitive-services/text-analytics/overview>

NEW QUESTION: 53

You need to predict the sea level in meters for the next 10 years.

Which type of machine learning should you use?

- A. classification
- B. regression
- C. clustering

Answer: B (LEAVE A REPLY)

Section: Describe fundamental principles of machine learning on Azure

Explanation:

In the most basic sense, regression refers to prediction of a numeric target.

Linear regression attempts to establish a linear relationship between one or more independent variables and a numeric outcome, or dependent variable.

You use this module to define a linear regression method, and then train a model using a labeled dataset. The trained model can then be used to make predictions.

Reference:

<https://docs.microsoft.com/en-us/azure/machine-learning/studio-module-reference/linear-regression>

NEW QUESTION: 54

You build a machine learning model by using the automated machine learning user interface (UI).

You need to ensure that the model meets the Microsoft transparency principle for responsible AI.

What should you do?

- A. Set Validation type to Auto.
- B. Enable Explain best model.
- C. Set Primary metric to accuracy.

D. Set Max concurrent iterations to 0.

Answer: (SHOW ANSWER)

Model Explain Ability.

Most businesses run on trust and being able to open the ML "black box" helps build transparency and trust. In heavily regulated industries like healthcare and banking, it is critical to comply with regulations and best practices. One key aspect of this is understanding the relationship between input variables (features) and model output. Knowing both the magnitude and direction of the impact each feature (feature importance) has on the predicted value helps better understand and explain the model. With model explain ability, we enable you to understand feature importance as part of automated ML runs.

Reference:

<https://azure.microsoft.com/en-us/blog/new-automated-machine-learning-capabilities-in-azure-machine-learning-service/>

NEW QUESTION: 55

Which type of machine learning should you use to predict the number of gift cards that will be sold next month?

A. classification

B. regression

C. clustering

Answer: C (LEAVE A REPLY)

Explanation

Clustering, in machine learning, is a method of grouping data points into similar clusters. It is also called segmentation.

Over the years, many clustering algorithms have been developed. Almost all clustering algorithms use the features of individual items to find similar items. For example, you might apply clustering to find similar people by demographics. You might use clustering with text analysis to group sentences with similar topics or sentiment.

Reference:

<https://docs.microsoft.com/en-us/azure/machine-learning/studio-module-reference/machine-learning-initialize-m>

NEW QUESTION: 56

To complete the sentence, select the appropriate option in the answer area.

Answer Area

Returning a bounding box that indicates the location of a vehicle in an image is an example of

image classification.
object detection.
optical character recognizer (OCR).
semantic segmentation.

Answer:

Answer Area

Returning a bounding box that indicates the location of a vehicle in an image is an example of

image classification.
object detection.
optical character recognizer (OCR).
semantic segmentation.

Reference:

<https://docs.microsoft.com/en-us/azure/cognitive-services/computer-vision/concept-object-detection>

NEW QUESTION: 57

Match the facial recognition tasks to the appropriate questions.

To answer, drag the appropriate task from the column on the left to its question on the right. Each task may be used once, more than once, or not at all.

NOTE: Each correct selection is worth one point.

Tasks	Answer Area
grouping	Task Do two images of a face belong to the same person?
identification	Task Does this person look like other people?
similarity	Task Do all the faces belong together?
verification	Task Who is this person in this group of people?

Answer:

Tasks

grouping

identification

similarity

verification

Answer Area

verification Do two images of a face belong to the same person?

similarity Does this person look like other people?

grouping Do all the faces belong together?

identification Who is this person in this group of people?

Explanation

Answer Area

verification Do two images of a face belong to the same person?

similarity Does this person look like other people?

grouping Do all the faces belong together?

identification Who is this person in this group of people?

Box 1: verification

Face verification: Check the likelihood that two faces belong to the same person and receive a confidence score.

Box 2: similarity

Box 3: Grouping

Box 4: identification

Face detection: Detect one or more human faces along with attributes such as: age, emotion, pose, smile, and facial hair, including 27 landmarks for each face in the image.

Reference:

<https://azure.microsoft.com/en-us/services/cognitive-services/face/#features>

NEW QUESTION: 58

You have the following dataset.

Household Income	Postal Code	House Price Category
20,000	55555	Low
23,000	20541	Middle
80,000	87960	High


You plan to use the dataset to train a model that will predict the house price categories of houses. What are Household Income and House Price Category? To answer, select the appropriate option in the answer area.

NOTE: Each correct selection is worth one point.

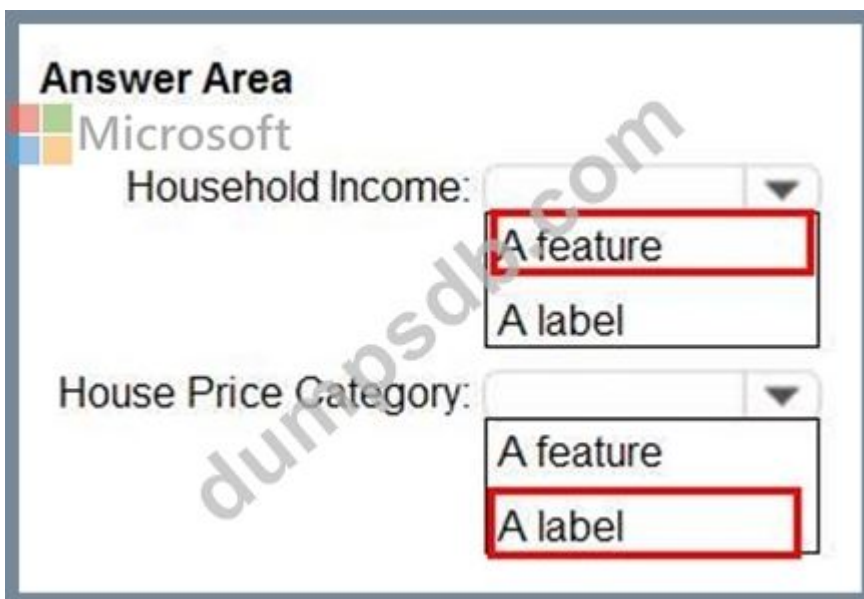
Answer Area

Household Income: ▼
A feature
A label

House Price Category: ▼
A feature
A label



Answer:



Answer Area
Microsoft

Household Income: ▼
A feature
A label

House Price Category: ▼
A feature
A label

The screenshot shows the 'Answer Area' with the Microsoft logo. It contains two dropdown menus. The first is labeled 'Household Income:' and has 'A feature' selected, which is highlighted with a red box. The second is labeled 'House Price Category:' and has 'A label' selected, also highlighted with a red box.

Reference:

<https://docs.microsoft.com/en-us/azure/machine-learning/studio/interpret-model-results>

NEW QUESTION: 59

You plan to apply Text Analytics API features to a technical support ticketing system.

Match the Text Analytics API features to the appropriate natural language processing scenarios.

To answer, drag the appropriate feature from the column on the left to its scenario on the right.

Each feature may be used once, more than once, or not at all.

NOTE: Each correct selection is worth one point.

API Features

- Entity recognition
- Key phrase extraction
- Language detection
- Sentiment analysis

Answer Area

- API Feature: Understand how upset a customer is based on the text contained in the support ticket.
- API Feature: Summarize important information from the support ticket.
- API Feature: Extract key dates from the support ticket.

Answer:

API Features

- Entity recognition
- Key phrase extraction
- Language detection
- Sentiment analysis

Answer Area

- Sentiment analysis: Understand how upset a customer is based on the text contained in the support ticket.
- Key phrase extraction: Summarize important information from the support ticket.
- Entity recognition: Extract key dates from the support ticket.

Explanation

Answer Area

- Sentiment analysis: Understand how upset a customer is based on the text contained in the support ticket.
- Key phrase extraction: Summarize important information from the support ticket.
- Entity recognition: Extract key dates from the support ticket.

Box1: Sentiment analysis

Sentiment Analysis is the process of determining whether a piece of writing is positive, negative or neutral.

Box 2: Broad entity extraction

Broad entity extraction: Identify important concepts in text, including key Key phrase extraction/
 Broad entity extraction: Identify important concepts in text, including key phrases and named entities such as people, places, and organizations.

Box 3: Entity Recognition

Named Entity Recognition: Identify and categorize entities in your text as people, places, organizations, date/time, quantities, percentages, currencies, and more. Well-known entities are also recognized and linked to more information on the web.

Reference:

<https://docs.microsoft.com/en-us/azure/architecture/data-guide/technology-choices/natural-language-processing>

<https://azure.microsoft.com/en-us/services/cognitive-services/text-analytics>

NEW QUESTION: 60

You need to predict the income range of a given customer by using the following dataset.

First Name	Last Name	Age	Education Level	Income Range
Orlando	Gee	45	University	25,000-50,000
Keith	Harris	36	High school	25,000-50,000
Donna	Carreras	52	University	50,000-75,000
Janet	Gates	21	University	75,000-100,000
Lucy	Harrington	68	High school	50,000-75,000

Which two fields should you use as features? Each correct answer presents a complete solution.

NOTE: Each correct selection is worth one point.

- A. Education Level
- B. Last Name
- C. Age
- D. Income Range
- E. First Name

Answer: A,C (LEAVE A REPLY)

Section: Describe fundamental principles of machine learning on Azure

Explanation:

First Name, Last Name, Age and Education Level are features. Income range is a label (what you want to predict). First Name and Last Name are irrelevant in that they have no bearing on income. Age and Education level are the features you should use.

NEW QUESTION: 61

You are developing a conversational AI solution that will communicate with users through multiple channels including email, Microsoft Teams, and webchat.

Which service should you use?

- A. Text Analytics
- B. Azure Bot Service
- C. Translator
- D. Form Recognizer

Answer: B (LEAVE A REPLY)

Reference:

<https://docs.microsoft.com/en-us/azure/bot-service/bot-service-overview-introduction?view=azure-bot-service-4.0>

exam **questions have been updated** and **answers have been corrected** get the **newest** TrainingQuiz.com AI-900 dumps with Test Engine here: <https://www.trainingquiz.com/AI-900-practice-quiz.html> (321 Q&As Dumps, **40%OFF Special Discount: Exam-Tests**)

NEW QUESTION: 62

You are evaluating whether to use a basic workspace or an enterprise workspace in Azure Machine Learning.

What are two tasks that require an enterprise workspace? Each correct answer presents a complete solution.

NOTE: Each correct selection is worth one point.

- A. Use a graphical user interface (GUI) to run automated machine learning experiments.
- B. Create a compute instance to use as a workstation.
- C. Use a graphical user interface (GUI) to define and run machine learning experiments from Azure Machine Learning designer.
- D. Create a dataset from a comma-separated value (CSV) file.

Answer: A,C (LEAVE A REPLY)

Section: Describe fundamental principles of machine learning on Azure

Explanation:

Note: Enterprise workspaces are no longer available as of September 2020. The basic workspace now has all the functionality of the enterprise workspace.

Reference:

<https://www.azure.cn/en-us/pricing/details/machine-learning/>

<https://docs.microsoft.com/en-us/azure/machine-learning/concept-workspace>

NEW QUESTION: 63

Which type of machine learning should you use to predict the number of gift cards that will be sold next month?

- A. classification
- B. regression
- C. clustering

Answer: B (LEAVE A REPLY)

Section: Describe fundamental principles of machine learning on Azure

Explanation:

In the most basic sense, regression refers to prediction of a numeric target.

Linear regression attempts to establish a linear relationship between one or more independent variables and a numeric outcome, or dependent variable.

You use this module to define a linear regression method, and then train a model using a labeled dataset. The trained model can then be used to make predictions.

Reference:

<https://docs.microsoft.com/en-us/azure/machine-learning/studio-module-reference/linear-regression>

NEW QUESTION: 64

In which two scenarios can you use speech recognition? Each correct answer presents a complete solution.

NOTE: Each correct selection is worth one point.

- A. an in-car system that reads text messages aloud
- B. providing closed captions for recorded or live videos
- C. creating an automated public address system for a train station
- D. creating a transcript of a telephone call or meeting

Answer: B,D (LEAVE A REPLY)

Reference:

<https://azure.microsoft.com/en-gb/services/cognitive-services/speech-to-text/#features>

NEW QUESTION: 65

Which type of machine learning should you use to identify groups of people who have similar purchasing habits?

- A. classification
- B. regression
- C. clustering

Answer: (SHOW ANSWER)

Clustering is a machine learning task that is used to group instances of data into clusters that contain similar characteristics. Clustering can also be used to identify relationships in a dataset

Reference:

<https://docs.microsoft.com/en-us/dotnet/machine-learning/resources/tasks>

NEW QUESTION: 66

To complete the sentence, select the appropriate option in the answer area.

Computer vision capabilities can be Deployed to.....

Answer:

see the answer in below Explanation

Explanation:

Integrate a facial recognition feature into an app.

Computer vision capabilities can be deployed to ▼

NEW QUESTION: 67

A company employs a team of customer service agents to provide telephone and email support to customers.

The company develops a webchat bot to provide automated answers to common customer queries.

Which business benefit should the company expect as a result of creating the webchat bot solution?

- A. increased sales
- B. a reduced workload for the customer service agents
- C. improved product reliability

Answer: ([SHOW ANSWER](#))

Section: Describe Artificial Intelligence workloads and considerations

NEW QUESTION: 68

You are building an AI system.

Which task should you include to ensure that the service meets the Microsoft transparency principle for responsible AI?

- A. Ensure that all visuals have an associated text that can be read by a screen reader.
- B. Enable autoscaling to ensure that a service scales based on demand.
- C. Provide documentation to help developers debug code.
- D. Ensure that a training dataset is representative of the population.

Answer: C ([LEAVE A REPLY](#))

Reference:

<https://docs.microsoft.com/en-us/learn/modules/responsible-ai-principles/4-guiding-principles>

NEW QUESTION: 69

For each of the following statements, select Yes if the statement is true. Otherwise, select No.

NOTE: Each correct selection is worth one point.

Statements	Yes	No
A bot that responds to queries by internal users is an example of a conversational AI workload.	<input type="radio"/>	<input type="radio"/>
An application that displays images relating to an entered search term is an example of a conversational AI workload.	<input type="radio"/>	<input type="radio"/>
A web form used to submit a request to reset a password is an example of a conversational AI workload.	<input type="radio"/>	<input type="radio"/>

Answer:

Statements

	Yes	No
A bot that responds to queries by internal users is an example of a conversational AI workload.	<input checked="" type="radio"/>	<input type="radio"/>
An application that displays images relating to an entered search term is an example of a conversational AI workload.	<input type="radio"/>	<input checked="" type="radio"/>
A web form used to submit a request to reset a password is an example of a conversational AI workload.	<input checked="" type="radio"/>	<input type="radio"/>

Reference:

<https://docs.microsoft.com/en-us/azure/bot-service/bot-service-overview-introduction?view=azure-bot-service-4.0>

NEW QUESTION: 70

In which two scenarios can you use speech recognition? Each correct answer presents a complete solution.

NOTE: Each correct selection is worth one point.

- A. an in-car system that reads text messages aloud
- B. providing closed captions for recorded or live videos
- C. creating an automated public address system for a train station
- D. creating a transcript of a telephone call or meeting

Answer: B,D (LEAVE A REPLY)

Section: Describe features of Natural Language Processing (NLP) workloads on Azure

Explanation/Reference:

<https://azure.microsoft.com/en-gb/services/cognitive-services/speech-to-text/#features>

NEW QUESTION: 71

You plan to apply Text Analytics API features to a technical support ticketing system.

Match the Text Analytics API features to the appropriate natural language processing scenarios.

To answer, drag the appropriate feature from the column on the left to its scenario on the right.

Each feature may be used once, more than once, or not at all.

NOTE: Each correct selection is worth one point.

API Features	Answer Area
Entity recognition	API Feature Understand how upset a customer is based on the text contained in the support ticket.
Key phrase extraction	API Feature Summarize important information from the support ticket.
Language detection	API Feature Extract key dates from the support ticket.
Sentiment analysis	

Answer:

API Features

- Entity recognition
- Key phrase extraction
- Language detection
- Sentiment analysis

Answer Area

- Sentiment analysis Understand how upset a customer is based on the text contained in the support ticket.
- Key phrase extraction Summarize important information from the support ticket.
- Entity recognition Extract key dates from the support ticket.

Reference:

<https://docs.microsoft.com/en-us/azure/architecture/data-guide/technology-choices/natural-language-processing>

<https://azure.microsoft.com/en-us/services/cognitive-services/text-analytics>

NEW QUESTION: 72


To complete the sentence, select the appropriate option in the answer area.

Answer Area

The handling of unusual or missing values provided to an AI system is a consideration for the Microsoft principle for responsible AI.

- inclusiveness
- privacy and security
- reliability and safety
- transparency

Answer:


Answer Area 

While presenting at a conference, your session is transcribed into subtitles for the audience. This is an example of

- sentiment analysis.
- speech recognition.
- speech synthesis.
- translation.

Explanation

Answer Area

The handling of unusual or missing values provided to an AI system is a consideration for the Microsoft  principle for responsible AI.

- inclusiveness
- privacy and security**
- reliability and safety
- transparency

Privacy and security.

As AI becomes more prevalent, protecting privacy and securing important personal and business information is becoming more critical and complex. With AI, privacy and data security issues require especially close attention because access to data is essential for AI systems to make accurate and informed predictions and decisions about people. AI systems must comply with privacy laws that require transparency about the collection, use, and storage of data and mandate that consumers have appropriate controls to choose how their data is used. At Microsoft, we are continuing to research privacy and security breakthroughs (see next unit) and invest in robust compliance processes to ensure that data collected and used by our AI systems is handled responsibly.

Reference:

<https://docs.microsoft.com/en-us/learn/modules/responsible-ai-principles/4-guiding-principles>

NEW QUESTION: 73

You build a machine learning model by using the automated machine learning user interface (UI). You need to ensure that the model meets the Microsoft transparency principle for responsible AI. What should you do?

- A. Set Validation type to Auto.
- B. Enable Explain best model.
- C. Set Primary metric to accuracy.
- D. Set Max concurrent iterations to 0.

Answer: ([SHOW ANSWER](#))

Explanation

Model Explain Ability.

Most businesses run on trust and being able to open the ML "black box" helps build transparency and trust. In heavily regulated industries like healthcare and banking, it is critical to comply with regulations and best practices. One key aspect of this is understanding the relationship between input variables (features) and model output. Knowing both the magnitude and direction of the impact each feature (feature importance) has on the predicted value helps better understand and explain the model. With model explain ability, we enable you to understand feature importance as part of automated ML runs.

Reference:

<https://azure.microsoft.com/en-us/blog/new-automated-machine-learning-capabilities-in-azure-machine-learning>

NEW QUESTION: 74

For a machine learning progress, how should you split data for training and evaluation?

- A. Use features for training and labels for evaluation.
- B. Randomly split the data into rows for training and rows for evaluation.
- C. Use labels for training and features for evaluation.
- D. Randomly split the data into columns for training and columns for evaluation.

Answer: D (LEAVE A REPLY)

Explanation

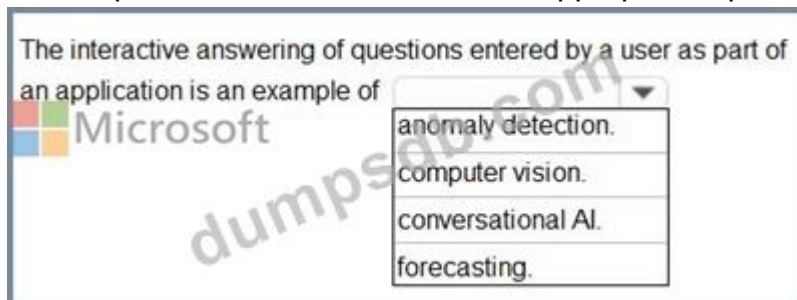
In Azure Machine Learning, the percentage split is the available technique to split the data. In this technique, random data of a given percentage will be split to train and test data.

Reference:

<https://www.sqlshack.com/prediction-in-azure-machine-learning/>

NEW QUESTION: 75

To complete the sentence, select the appropriate option in the answer area.



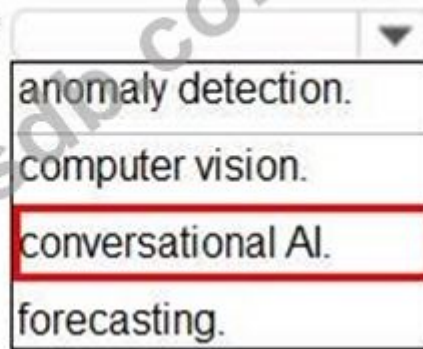
The interactive answering of questions entered by a user as part of an application is an example of

Microsoft

anomaly detection.
computer vision.
conversational AI.
forecasting.

Answer:

The interactive answering of questions entered by a user as part of an application is an example of



anomaly detection.
computer vision.
conversational AI.
forecasting.

Reference:

<https://azure.microsoft.com/en-in/blog/microsoft-conversational-ai-tools-enable-developers-to-build-connect-and-manage-intelligent-bots>

NEW QUESTION: 76

You need to reduce the load on telephone operators by implementing a chatbot to answer simple Questions with predefined answers.

Which two AI service should you use to achieve the goal? Each correct answer presents part of the solution.

NOTE: Each correct selection is worth one point.

- A. Text Analytics
- B. QnA Maker
- C. Azure Bot Service
- D. Translator Text

Answer: ([SHOW ANSWER](#))

Bots are a popular way to provide support through multiple communication channels. You can use the QnA Maker service and Azure Bot Service to create a bot that answers user Question:s.

Reference:

<https://docs.microsoft.com/en-us/learn/modules/build-faq-chatbot-qna-maker-azure-bot-service/>

Valid AI-900 Dumps shared by TrainingQuiz.com for Helping Passing AI-900 Exam!

TrainingQuiz.com now offer the **newest AI-900 exam dumps**, the TrainingQuiz.com AI-900 exam **questions have been updated** and **answers have been corrected** get the **newest**

TrainingQuiz.com AI-900 dumps with Test Engine here: <https://www.trainingquiz.com/AI-900-practice-quiz.html> (321 Q&As Dumps, **40%OFF Special Discount: Exam-Tests**)

NEW QUESTION: 77

Match the Microsoft guiding principles for responsible AI to the appropriate descriptions.

To answer, drag the appropriate principle from the column on the left to its description on the right. Each principle may be used once, more than once, or not at all.

NOTE: Each correct selection is worth one point.

Principles

- Accountability
- Fairness
- Inclusiveness
- Privacy and security
- Reliability and safety

Answer Area

- Principle: Ensure that AI systems operate as they were originally designed, respond to unanticipated conditions, and resist harmful manipulation.
- Principle: Implementing processes to ensure that decisions made by AI systems can be overridden by humans.
- Principle: Provide consumers with information and controls over the collection, use, and storage of their data.

Answer:

Principles

- Accountability
- Fairness
- Inclusiveness
- Privacy and security
- Reliability and safety

Answer Area

- Reliability and safety: Ensure that AI systems operate as they were originally designed, respond to unanticipated conditions, and resist harmful manipulation.
- Accountability: Implementing processes to ensure that decisions made by AI systems can be overridden by humans.
- Privacy and security: Provide consumers with information and controls over the collection, use, and storage of their data.

Explanation

Box 1: Reliability and safety

To build trust, it's critical that AI systems operate reliably, safely, and consistently under normal circumstances and in unexpected conditions. These systems should be able to operate as they were originally designed, respond safely to unanticipated conditions, and resist harmful manipulation.

Box 2: accountability

Box 3: Privacy and security

As AI becomes more prevalent, protecting privacy and securing important personal and business information is becoming more critical and complex. With AI, privacy and data security issues require especially close attention because access to data is essential for AI systems to make accurate and informed predictions and decisions about people. AI systems must comply with privacy laws that require transparency about the collection, use, and storage of data and mandate that consumers have appropriate controls to choose how their data is used

<https://docs.microsoft.com/en-us/learn/modules/responsible-ai-principles/4-guiding-principles>

NEW QUESTION: 78

You are developing a natural language processing solution in Azure. The solution will analyze customer reviews and determine how positive or negative each review is.

This is an example of which type of natural language processing workload?

- A. language detection
- B. sentiment analysis
- C. key phrase extraction
- D. entity recognition

Answer: B (LEAVE A REPLY)

Explanation

Sentiment Analysis is the process of determining whether a piece of writing is positive, negative or neutral.

Reference:

<https://docs.microsoft.com/en-us/azure/architecture/data-guide/technology-choices/natural-language-processing>

NEW QUESTION: 79

You need to provide content for a business chatbot that will help answer simple user queries.

What are three ways to create Question: 57

solution.

NOTE: Each correct selection is worth one point.

- A. Generate the Questions and answers from an existing webpage.
- B. Use automated machine learning to train a model based on a file that contains the Question:s.
- C. Manually enter the Questions and answers.
- D. Connect the bot to the Cortana channel and ask Questions by using Cortana.
- E. Import chat-chat content from a predefined data source.

Answer: (SHOW ANSWER)

Extract question answer pairs from semi-structured content, including FAQ pages, support websites, excel files, SharePoint documents, product manuals and policies.

Reference:

<https://docs.microsoft.com/en-us/azure/cognitive-services/qnamaker/concepts/content-types>

NEW QUESTION: 80

You have a database that contains a list of employees and their photos.

You are tagging new photos of the employees.

For each of the following statements select Yes if the statement is true. Otherwise, select No.

NOTE: Each correct selection is worth one point.

Answer Area

Statements	Yes	No
The Face service can be used to group all the employees who have similar facial characteristics.	<input type="radio"/>	<input type="radio"/>
The Face service will be more accurate if you provide more sample photos of each employee from different angles.	<input type="radio"/>	<input type="radio"/>
If an employee is wearing sunglasses, the Face service will always fail to recognize the employee.	<input type="radio"/>	<input type="radio"/>

Answer:

Statements	Yes	No
A restaurant can use a chatbot to empower customers to make reservations by using a website or an app.	<input type="radio"/>	<input type="radio"/>
A restaurant can use a chatbot to answer inquiries about business hours from a webpage.	<input type="radio"/>	<input type="radio"/>
A restaurant can use a chatbot to automate responses to customer reviews on an external website.	<input type="radio"/>	<input type="radio"/>

Explanation

Answer Area



Statements	Yes	No
The Face service can be used to group all the employees who have similar facial characteristics.	<input checked="" type="radio"/>	<input type="radio"/>
The Face service will be more accurate if you provide more sample photos of each employee from different angles.	<input checked="" type="radio"/>	<input type="radio"/>
If an employee is wearing sunglasses, the Face service will always fail to recognize the employee.	<input type="radio"/>	<input checked="" type="radio"/>

Reference:

<https://docs.microsoft.com/en-us/azure/cognitive-services/face/overview>

<https://docs.microsoft.com/en-us/azure/cognitive-services/face/concepts/face-detection>

NEW QUESTION: 81

You are evaluating whether to use a basic workspace or an enterprise workspace in Azure Machine Learning.

What are two tasks that require an enterprise workspace? Each correct answer presents a complete solution.

NOTE: Each correct selection is worth one point.

- A. Use a graphical user interface (GUI) to run automated machine learning experiments.
- B. Create a compute instance to use as a workstation.
- C. Use a graphical user interface (GUI) to define and run machine learning experiments from Azure Machine Learning designer.
- D. Create a dataset from a comma-separated value (CSV) file.

Answer: (SHOW ANSWER)

Explanation

Note: Enterprise workspaces are no longer available as of September 2020. The basic workspace now has all the functionality of the enterprise workspace.

Reference:

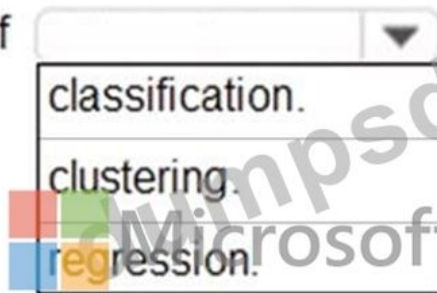
<https://www.azure.cn/en-us/pricing/details/machine-learning/>

<https://docs.microsoft.com/en-us/azure/machine-learning/concept-workspace>

NEW QUESTION: 82

To complete the sentence, select the appropriate option in the answer area.

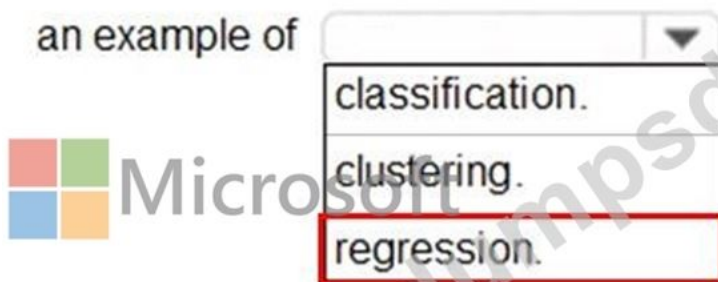
Predicting how many vehicles will travel across a bridge on a given day is an example of



A dropdown menu with three options: classification., clustering., and regression. The regression option is highlighted with a red border.

Answer:

Predicting how many vehicles will travel across a bridge on a given day is an example of



A dropdown menu with three options: classification., clustering., and regression. The regression option is highlighted with a red border.

Reference:

<https://docs.microsoft.com/en-us/dotnet/machine-learning/resources/tasks>

NEW QUESTION: 83

Match the services to the appropriate descriptions.

To answer, drag the appropriate service from the column on the left to its description on the right.

Each service may be used once, more than once, or not at all.

NOTE: Each correct match is worth one point

Services

- Azure Storage
- Language Understanding (LUIS)
- QnA Maker
- Speech

Answer Area

- Enables the use of natural language to query a knowledge base.
- Enables the real-time transcription of speech-to-text.

Answer:

Services

- Azure Storage
- Language Understanding (LUIS)
- QnA Maker
- Speech

Answer Area

- QnA Maker Enables the use of natural language to query a knowledge base.
- Language Understanding (LUIS) Enables the real-time transcription of speech-to-text.


Explanation

Graphical user interface, application Description automatically generated.

NEW QUESTION: 84


For each of the following statements, select Yes if the statement is true. Otherwise, select No.

NOTE: Each correct selection is worth one point.

Answer Area  Microsoft

Statements	Yes	No
Automated machine learning is the process of automating the time-consuming, iterative tasks of machine learning model development.	<input type="radio"/>	<input type="radio"/>
Automated machine learning can automatically infer the training data from the use case provided.	<input type="radio"/>	<input type="radio"/>
Automated machine learning works by running multiple training iterations that are scored and ranked by the metrics you specify.	<input type="radio"/>	<input type="radio"/>
Automated machine learning enables you to specify a dataset and will automatically understand which label to predict.	<input type="radio"/>	<input type="radio"/>

Answer:

Answer Area  Microsoft

Statements	Yes	No
Automated machine learning is the process of automating the time-consuming, iterative tasks of machine learning model development.	<input checked="" type="radio"/>	<input type="radio"/>
Automated machine learning can automatically infer the training data from the use case provided.	<input type="radio"/>	<input checked="" type="radio"/>
Automated machine learning works by running multiple training iterations that are scored and ranked by the metrics you specify.	<input checked="" type="radio"/>	<input type="radio"/>
Automated machine learning enables you to specify a dataset and will automatically understand which label to predict.	<input type="radio"/>	<input checked="" type="radio"/>

Reference:

<https://azure.microsoft.com/en-us/services/machine-learning/automatedml/#features>

NEW QUESTION: 85

Which type of machine learning should you use to predict the number of gift cards that will be sold next month?

- A. classification
- B. regression
- C. clustering

Answer: (SHOW ANSWER)

Clustering, in machine learning, is a method of grouping data points into similar clusters. It is also called segmentation.

Over the years, many clustering algorithms have been developed. Almost all clustering algorithms use the features of individual items to find similar items. For example, you might apply clustering to find similar people by demographics. You might use clustering with text analysis to group sentences with similar topics or sentiment.

Reference:

<https://docs.microsoft.com/en-us/azure/machine-learning/studio-module-reference/machine-learning-initialize-model-clustering>

NEW QUESTION: 86

What is a use case for classification?

- A.** predicting how many cups of coffee a person will drink based on how many hours the person slept the previous night.
- B.** analyzing the contents of images and grouping images that have similar colors
- C.** predicting whether someone uses a bicycle to travel to work based on the distance from home to work
- D.** predicting how many minutes it will take someone to run a race based on past race times

Answer: (SHOW ANSWER)

Classification is a machine learning method that uses data to determine the category, type, or class of an item or row of data.

Reference:

<https://docs.microsoft.com/en-us/azure/machine-learning/algorithm-module-reference/linear-regression>

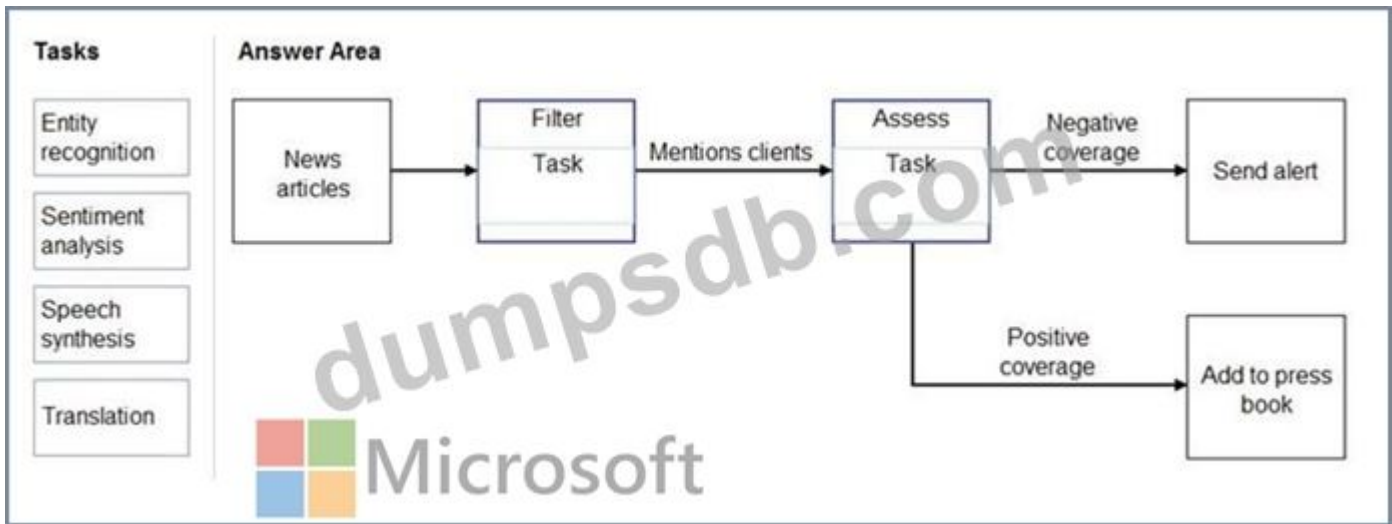
<https://docs.microsoft.com/en-us/azure/machine-learning/studio-module-reference/machine-learning-initialize-model-clustering>

NEW QUESTION: 87

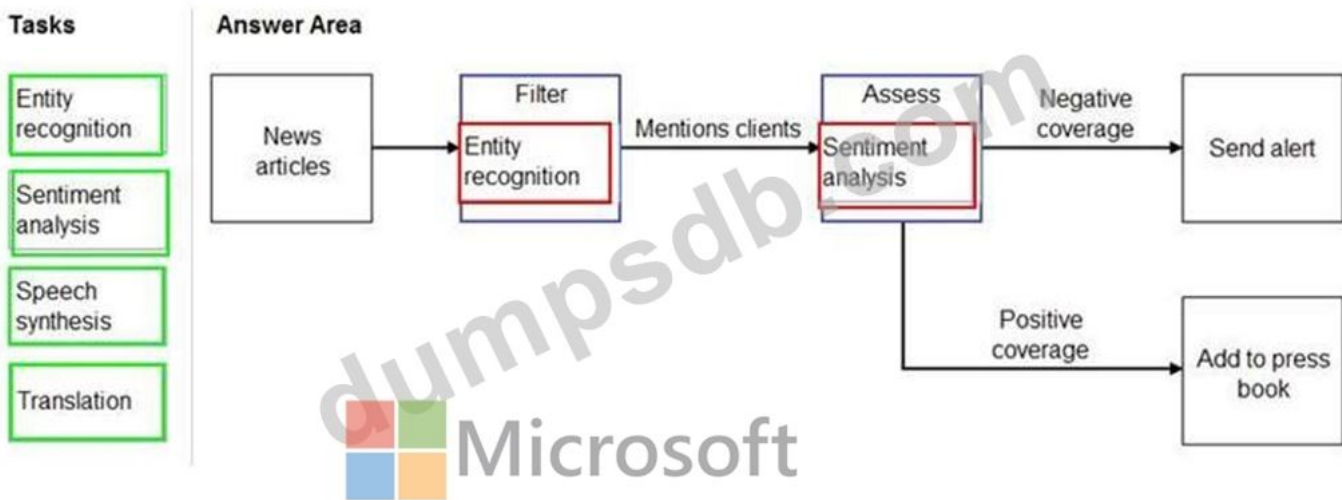
You need to scan the news for articles about your customers and alert employees when there is a negative article. Positive articles must be added to a press book.

Which natural language processing tasks should you use to complete the process? To answer, drag the appropriate tasks to the correct locations. Each task may be used once, more than once, or not at all. You may need to drag the split bar between panes or scroll to view content.

NOTE: Each correct selection is worth one point.



Answer:



Reference:

<https://docs.microsoft.com/en-us/azure/machine-learning/studio-module-reference/named-entity-recognition>

<https://docs.microsoft.com/en-us/azure/cognitive-services/text-analytics/how-tos/text-analytics-how-to-sentiment-analysis>

NEW QUESTION: 88

Match the machine learning tasks to the appropriate scenarios.

To answer, drag the appropriate task from the column on the left to its scenario on the right. Each task may be used once, more than once, or not at all.

NOTE: Each correct selection is worth one point.

Learning Types

- Feature engineering
- Feature selection
- Model deployment
- Model evaluation
- Model training

Answer Area

- Task: Examining the values of a confusion matrix
- Task: Splitting a date into month, day, and year fields
- Task: Picking temperature and pressure to train a weather model



Answer:

Learning Types

- Feature engineering
- Feature selection
- Model deployment
- Model evaluation
- Model training

Answer Area

- Model evaluation: Examining the values of a confusion matrix
- Feature engineering: Splitting a date into month, day, and year fields
- Feature selection: Picking temperature and pressure to train a weather model



Explanation



- Model evaluation: Examining the values of a confusion matrix
- Feature engineering: Splitting a date into month, day, and year fields
- Feature selection: Picking temperature and pressure to train a weather model

Box 1: Model evaluation

The Model evaluation module outputs a confusion matrix showing the number of true positives, false negatives, false positives, and true negatives, as well as ROC, Precision/Recall, and Lift curves.

Box 2: Feature engineering

Feature engineering is the process of using domain knowledge of the data to create features that help ML algorithms learn better. In Azure Machine Learning, scaling and normalization techniques are applied to facilitate feature engineering. Collectively, these techniques and feature engineering are referred to as featurization.

Note: Often, features are created from raw data through a process of feature engineering. For example, a time stamp in itself might not be useful for modeling until the information is transformed into units of days, months, or categories that are relevant to the problem, such as holiday versus working day.

Box 3: Feature selection

In machine learning and statistics, feature selection is the process of selecting a subset of relevant, useful features to use in building an analytical model. Feature selection helps narrow the field of data to the most valuable inputs. Narrowing the field of data helps reduce noise and improve training performance.

Reference:

<https://docs.microsoft.com/en-us/azure/machine-learning/studio/evaluate-model-performance>

<https://docs.microsoft.com/en-us/azure/machine-learning/concept-automated-ml>

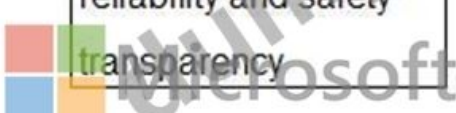
NEW QUESTION: 89

To complete the sentence, select the appropriate option in the answer area.

Answer Area

The handling of unusual or missing values provided to an AI system is a consideration for the Microsoft principle for responsible AI.

- inclusiveness
- privacy and security
- reliability and safety
- transparency



Answer:

Answer Area

You can use the service to train an object detection model by using your own images

- Computer Vision
 - Custom Vision
 - Form Recognizer
 - Video Indexer
- 

Explanation

Reliability & Safety

[https://en.wikipedia.org/wiki/Tay_\(bot\)](https://en.wikipedia.org/wiki/Tay_(bot))

"To build trust, it's critical that AI systems operate reliably, safely, and consistently under normal circumstances and in unexpected conditions. These systems should be able to operate as they were originally designed, respond safely to unanticipated conditions, and resist harmful

manipulation. It's also important to be able to verify that these systems are behaving as intended under actual operating conditions. How they behave and the variety of conditions they can handle reliably and safely largely reflects the range of situations and circumstances that developers anticipate during design and testing. We believe that rigorous testing is essential during system development and deployment to ensure AI systems can respond safely in unanticipated situations and edge cases, don't have unexpected performance failures, and don't evolve in ways that are inconsistent with original expectations"

NEW QUESTION: 90

For each of the following statements, select Yes if the statement is true. Otherwise, select No.

NOTE: Each correct selection is worth one point.

Statements	Yes	No
Forecasting housing prices based on historical data is an example of anomaly detection.	<input type="radio"/>	<input type="radio"/>
Identifying suspicious sign-ins by looking for deviations from usual patterns is an example of anomaly detection.	<input type="radio"/>	<input type="radio"/>
Predicting whether a patient will develop diabetes based on the patient's medical history is an example of anomaly detection.	<input type="radio"/>	<input type="radio"/>

Answer:

Statements	Yes	No
Forecasting housing prices based on historical data is an example of anomaly detection.	<input type="radio"/>	<input checked="" type="radio"/>
Identifying suspicious sign-ins by looking for deviations from usual patterns is an example of anomaly detection.	<input checked="" type="radio"/>	<input type="radio"/>
Predicting whether a patient will develop diabetes based on the patient's medical history is an example of anomaly detection.	<input checked="" type="radio"/>	<input type="radio"/>

Explanation:

Anomaly detection encompasses many important tasks in machine learning:

Identifying transactions that are potentially fraudulent.

Learning patterns that indicate that a network intrusion has occurred.

Finding abnormal clusters of patients.

Checking values entered into a system.

Reference:

<https://docs.microsoft.com/en-us/azure/machine-learning/studio-module-reference/anomaly-detection>

NEW QUESTION: 91

Match the types of AI workloads to the appropriate scenarios.

To answer, drag the appropriate workload type from the column on the left to its scenario on the right. Each workload type may be used once, more than once, or not at all.

NOTE: Each correct selection is worth one point.

Workload Types	Answer Area
Anomaly detection	Workload Type Identify handwritten letters.
Computer vision	Workload Type Predict the sentiment of a social media post.
Machine Learning (Regression)	Workload Type Identify a fraudulent credit card payment.
Natural language processing	Workload Type Predict next month's toy sales.

Answer:

Workload Types	Answer Area
Anomaly detection	Computer vision Identify handwritten letters.
Computer vision	Natural language processing Predict the sentiment of a social media post.
Machine Learning (Regression)	Anomaly detection Identify a fraudulent credit card payment.
Natural language processing	Machine Learning (Regression) Predict next month's toy sales.

Reference:

<https://docs.microsoft.com/en-us/learn/paths/get-started-with-artificial-intelligence-on-azure/>

Valid AI-900 Dumps shared by TrainingQuiz.com for Helping Passing AI-900 Exam!

TrainingQuiz.com now offer the **newest AI-900 exam dumps**, the TrainingQuiz.com AI-900 exam **questions have been updated** and **answers have been corrected** get the **newest**

TrainingQuiz.com AI-900 dumps with Test Engine here: <https://www.trainingquiz.com/AI-900-practice-quiz.html> (321 Q&As Dumps, **40%OFF Special Discount: Exam-Tests**)

NEW QUESTION: 92

For each of the following statements, select Yes if the statement is true. Otherwise, select No.

NOTE: Each correct selection is worth one point.

Answer Area		
Statements	Yes	No
Automated machine learning is the process of automating the time-consuming, iterative tasks of machine learning model development.	<input type="radio"/>	<input type="radio"/>
Automated machine learning can automatically infer the training data from the use case provided.	<input type="radio"/>	<input type="radio"/>
Automated machine learning works by running multiple training iterations that are scored and ranked by the metrics you specify.	<input type="radio"/>	<input type="radio"/>
Automated machine learning enables you to specify a dataset and will automatically understand which label to predict.	<input type="radio"/>	<input type="radio"/>

Answer:

Answer Area		
Statements	Yes	No
Automated machine learning is the process of automating the time-consuming, iterative tasks of machine learning model development.	<input checked="" type="radio"/>	<input type="radio"/>
Automated machine learning can automatically infer the training data from the use case provided.	<input type="radio"/>	<input checked="" type="radio"/>
Automated machine learning works by running multiple training iterations that are scored and ranked by the metrics you specify.	<input checked="" type="radio"/>	<input type="radio"/>
Automated machine learning enables you to specify a dataset and will automatically understand which label to predict.	<input type="radio"/>	<input checked="" type="radio"/>

Explanation

Answer Area		
Statements	Yes	No
Automated machine learning is the process of automating the time-consuming, iterative tasks of machine learning model development.	<input checked="" type="radio"/>	<input type="radio"/>
Automated machine learning can automatically infer the training data from the use case provided.	<input type="radio"/>	<input checked="" type="radio"/>
Automated machine learning works by running multiple training iterations that are scored and ranked by the metrics you specify.	<input checked="" type="radio"/>	<input type="radio"/>
Automated machine learning enables you to specify a dataset and will automatically understand which label to predict.	<input type="radio"/>	<input checked="" type="radio"/>

Box 1: Yes

Automated machine learning, also referred to as automated ML or AutoML, is the process of automating the time consuming, iterative tasks of machine learning model development. It allows

data scientists, analysts, and developers to build ML models with high scale, efficiency, and productivity all while sustaining model quality.

Box 2: No

Box 3: Yes

During training, Azure Machine Learning creates a number of pipelines in parallel that try different algorithms and parameters for you. The service iterates through ML algorithms paired with feature selections, where each iteration produces a model with a training score. The higher the score, the better the model is considered to

"fit" your data. It will stop once it hits the exit criteria defined in the experiment.

Box 4: No

Apply automated ML when you want Azure Machine Learning to train and tune a model for you using the target metric you specify.

The label is the column you want to predict.

Reference:

<https://azure.microsoft.com/en-us/services/machine-learning/automatedml/#features>

NEW QUESTION: 93

You need to create a training dataset and validation dataset from an existing dataset.

Which module in the Azure Machine Learning designer should you use?

- A. Select Columns in Dataset
- B. Add Rows
- C. Split Data
- D. Join Data

Answer: C (LEAVE A REPLY)

A common way of evaluating a model is to divide the data into a training and test set by using Split Data, and then validate the model on the training data.

Use the Split Data module to divide a dataset into two distinct sets.

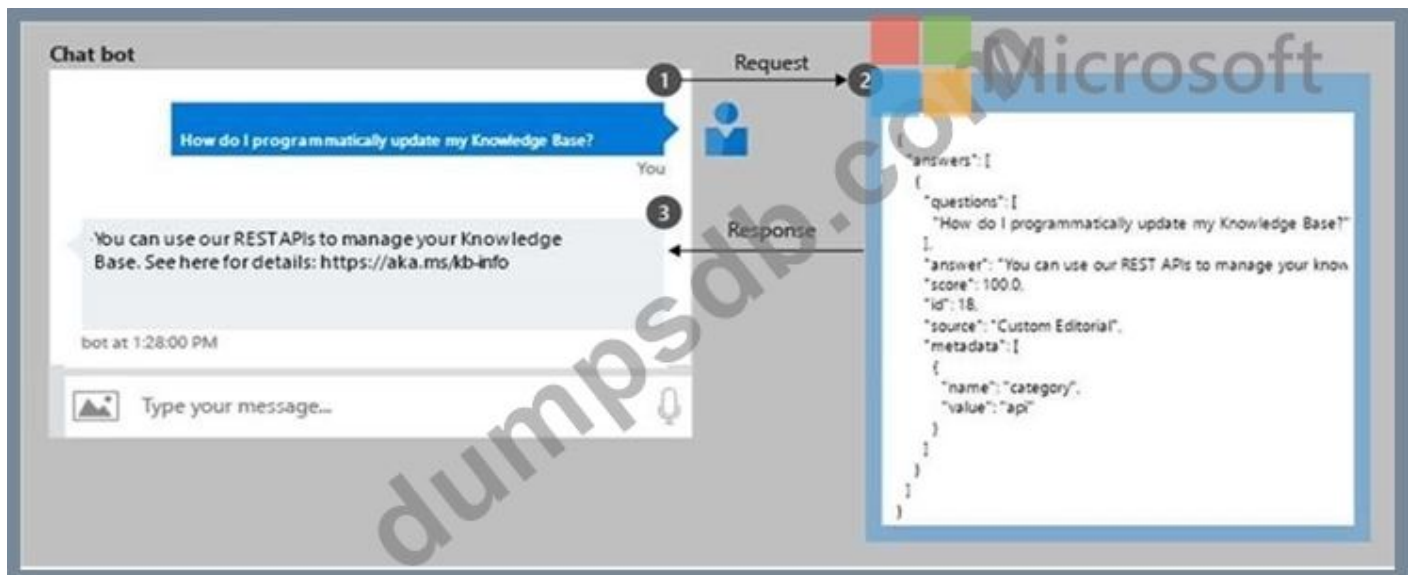
The studio currently supports training/validation data splits

Reference:

<https://docs.microsoft.com/en-us/azure/machine-learning/how-to-configure-cross-validation-data-splits2>

NEW QUESTION: 94

You have the process shown in the following exhibit.



Which type AI solution is shown in the diagram?

- A. a sentiment analysis solution
- B. a chatbot
- C. a machine learning model
- D. a computer vision application

Answer: B (LEAVE A REPLY)

Section: Describe features of conversational AI workloads on Azure

NEW QUESTION: 95

A company employs a team of customer service agents to provide telephone and email support to customers.

The company develops a webchat bot to provide automated answers to common customer queries. Which business benefit should the company expect as a result of creating the webchat bot solution?

- A. improved product reliability
- B. a reduced workload for the customer service agents
- C. increased sales

Answer: (SHOW ANSWER)

NEW QUESTION: 96

Which two components can you drag onto a canvas in Azure Machine Learning designer? Each correct answer presents a complete solution.

NOTE: Each correct selection is worth one point.

- A. dataset
- B. compute
- C. pipeline
- D. module

Answer: A,D (LEAVE A REPLY)

You can drag-and-drop datasets and modules onto the canvas.

Reference:

<https://docs.microsoft.com/en-us/azure/machine-learning/concept-designer>

NEW QUESTION: 97

To complete the sentence, select the appropriate option in the answer area.

Answer Area

From Azure Machine Learning designer, to deploy a real-time inference pipeline as a service for others to consume, you must deploy the model to

- a local web service.
- Azure Container Instances.
- Azure Kubernetes Service (AKS).
- Azure Machine Learning compute.

Answer:

Statements	Yes	No
You can communicate with a bot by using email.	<input type="checkbox"/>	<input type="radio"/>
You can communicate with a bot by using Microsoft Teams.	<input type="checkbox"/>	<input type="radio"/>
You can communicate with a bot by using a webchat interface.	<input type="checkbox"/>	<input type="radio"/>

Explanation



Answer Area

From Azure Machine Learning designer, to deploy a real-time inference pipeline as a service for others to consume, you must deploy the model to

- a local web service.
- Azure Container Instances.
- Azure Kubernetes Service (AKS).**
- Azure Machine Learning compute.

To perform real-time inferencing, you must deploy a pipeline as a real-time endpoint.

Real-time endpoints must be deployed to an Azure Kubernetes Service cluster.


Reference:

<https://docs.microsoft.com/en-us/azure/machine-learning/concept-designer#deploy>

NEW QUESTION: 98

You are developing a model to predict events by using classification.

You have a confusion matrix for the model scored on test data as shown in the following exhibit.



Use the drop-down menus to select the answer choice that completes each statement based on the information presented in the graphic.

NOTE: Each correct selection is worth one point.

Answer Area

There are [answer choice] correctly predicted positives.

	▼
5	
11	
1,033	
13,951	

There are [answer choice] false negatives.

	▼
5	
11	
1,033	
13,951	

Answer:

Answer Area

There are [answer choice] correctly predicted positives.



	▼
5	
11	
1,033	
13,951	

There are [answer choice] false negatives.

	▼
5	
11	
1,033	
13,951	

Reference:

<https://docs.microsoft.com/en-us/azure/machine-learning/studio/evaluate-model-performance>

Finding TP is easy. It basically means the value where Predicted and True value is 1 and that is 11 in this case.

False Negative means where true value was 1 but predicted value was 0 and that is 1033 in this case The confusion matrix shows cases where both the predicted and actual values were 1 (known as true positives) at the top left, and cases where both the predicted and the actual values

were 0 (true negatives) at the bottom right. The other cells show cases where the predicted and actual values differ (false positives and false negatives).

<https://docs.microsoft.com/en-us/learn/modules/create-classification-model-azure-machine-learning-designer/evaluate-model>

NEW QUESTION: 99

To complete the sentence, select the appropriate option in the answer area.

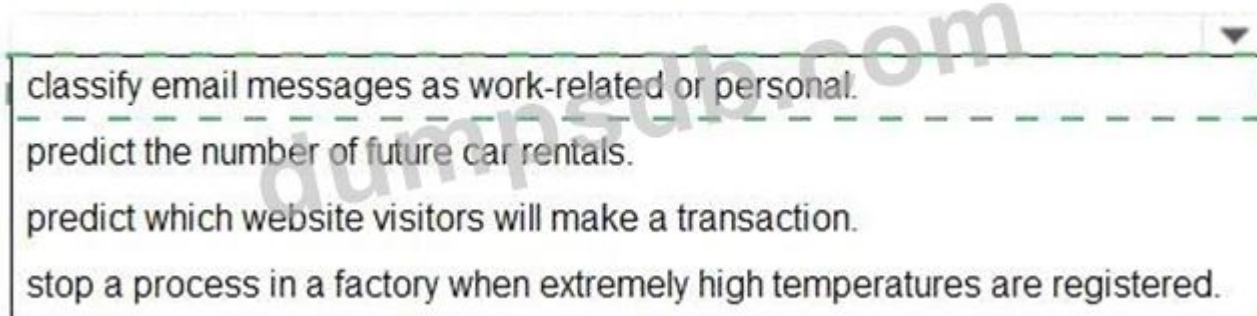


Answer:

Answer Area



Natural language processing can be used to



Explanation

Answer Area



Reference:

<https://docs.microsoft.com/en-us/azure/machine-learning/team-data-science-process/create-features>

NEW QUESTION: 100

You use drones to identify where weeds grow between rows of crops to send an Instruction for the removal of the weeds. This is an example of which type of computer vision?

- A. scene segmentation
- B. optical character recognition (OCR)
- C. object detection

Answer: C (LEAVE A REPLY)

Object detection is similar to tagging, but the API returns the bounding box coordinates for each tag applied. For example, if an image contains a dog, cat and person, the Detect operation will list those objects together with their coordinates in the image.

Reference:

<https://docs.microsoft.com/en-us/ai-builder/object-detection-overview>

<https://docs.microsoft.com/en-us/azure/cognitive-services/computer-vision/overview-ocr>

<https://docs.microsoft.com/en-us/azure/azure-video-analyzer/video-analyzer-for-media-docs/video-indexer-overview>

NEW QUESTION: 101

You build a QnA Maker bot by using a frequently asked questions (FAQ) page.

You need to add professional greetings and other responses to make the bot more user friendly.

What should you do?

- A. Increase the confidence threshold of responses
- B. Enable active learning
- C. Create multi-turn questions
- D. Add chit-chat

Answer: D (LEAVE A REPLY)

Reference:

<https://docs.microsoft.com/en-us/azure/cognitive-services/qnamaker/how-to/chit-chat-knowledge-base?tabs=v1>

NEW QUESTION: 102

A medical research project uses a large anonymized dataset of brain scan images that are categorized into predefined brain haemorrhage types.

You need to use machine learning to support early detection of the different brain haemorrhage types in the images before the images are reviewed by a person.

This is an example of which type of machine learning?

- A. clustering
- B. regression
- C. classification

Answer: C (LEAVE A REPLY)

Reference:

<https://docs.microsoft.com/en-us/learn/modules/create-classification-model-azure-machine-learning-designer/int>

NEW QUESTION: 103

To complete the sentence, select the appropriate option in the answer area.

Answer Area



Natural language processing can be used to

A screenshot of a dropdown menu with a white background and a thin grey border. The menu is open, showing four options. The first option is highlighted with a light blue background. The options are: "classify email messages as work-related or personal.", "predict the number of future car rentals.", "predict which website visitors will make a transaction.", and "stop a process in a factory when extremely high temperatures are registered." A large, semi-transparent watermark "dumpsup.com" is overlaid diagonally across the entire screenshot.

Answer:

Answer Area

Natural language processing can be used to

A screenshot of a dropdown menu, similar to the one above, but with the first option, "classify email messages as work-related or personal.", selected. The selected option is highlighted with a red border and a light blue background. The other options are visible but not highlighted. A large, semi-transparent watermark "dumpsup.com" is overlaid diagonally across the screenshot.

Reference:

<https://docs.microsoft.com/en-us/azure/architecture/data-guide/technology-choices/natural-language-processing>

NEW QUESTION: 104

You need to develop a mobile app for employees to scan and store their expenses while travelling.

Which type of computer vision should you use?

- A. semantic segmentation
- B. image classification
- C. object detection
- D. optical character recognition (OCR)

Answer: D (LEAVE A REPLY)

Azure's Computer Vision API includes Optical Character Recognition (OCR) capabilities that extract printed or handwritten text from images. You can extract text from images, such as photos of license plates or containers with serial numbers, as well as from documents - invoices, bills, financial reports, articles, and more.


Reference:

<https://docs.microsoft.com/en-us/azure/cognitive-services/computer-vision/concept-recognizing-text>

NEW QUESTION: 105

To complete the sentence, select the appropriate option in the answer area.

When developing an AI system for self-driving cars, the Microsoft for responsible AI should be applied to ensure consistent operation system during unexpected circumstances.

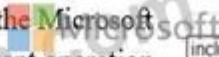


principle of the

- inclusiveness
- accountability
- reliability and safety
- fairness

Answer:

When developing an AI system for self-driving cars, the Microsoft for responsible AI should be applied to ensure consistent operation system during unexpected circumstances.



principle of the

- inclusiveness
- accountability
- reliability and safety
- fairness

Reference:

<https://docs.microsoft.com/en-us/learn/modules/responsible-ai-principles/4-guiding-principles>

NEW QUESTION: 106

You are building a knowledge base by using QnA Maker. Which file format can you use to populate the knowledge base?

- A. PDF
- B. PPTX
- C. XML
- D. ZIP

Answer: ([SHOW ANSWER](#))

Reference:

<https://docs.microsoft.com/en-us/azure/cognitive-services/qnamaker/concepts/data-sources-and-content>

Valid AI-900 Dumps shared by TrainingQuiz.com for Helping Passing AI-900 Exam!
TrainingQuiz.com now offer the **newest AI-900 exam dumps**, the TrainingQuiz.com AI-900 exam **questions have been updated** and **answers have been corrected** get the **newest**

TrainingQuiz.com AI-900 dumps with Test Engine here: <https://www.trainingquiz.com/AI-900-practice-quiz.html> (321 Q&As Dumps, **40%OFF Special Discount: Exam-Tests**)

NEW QUESTION: 107

Which two scenarios are examples of a conversational AI workload? Each correct answer presents a complete solution.

NOTE: Each correct selection is worth one point.

- A. monitoring the temperature of machinery to turn on a fan when the temperature reaches a specific threshold
- B. a website that uses a knowledge base to interactively respond to users' Question:s
- C. a smart device in the home that responds to Questions such as "What will the weather be like today?"
- D. assembly line machinery that autonomously inserts headlamps into cars

Answer: B,C (LEAVE A REPLY)

NEW QUESTION: 108

To complete the sentence, select the appropriate option in the answer area.

Answer Area

Azure Machine Learning designer lets you create machine learning models by

- adding and connecting modules on a visual canvas.
- automatically performing common data preparation tasks.
- automatically selecting an algorithm to build the most accurate model.
- using a code-first notebook experience.

Answer:

Answer Area Microsoft

While presenting at a conference, your session is transcribed into subtitles for the audience. This is an example of

- sentiment analysis.
- speech recognition.
- speech synthesis.
- translation.

Explanation

Answer Area

Azure Machine Learning designer lets you create machine learning models by

adding and connecting modules on a visual canvas.
automatically performing common data preparation tasks.
automatically selecting an algorithm to build the most accurate model.
using a code-first notebook experience.

Reference:

<https://docs.microsoft.com/en-us/azure/machine-learning/concept-designer>

NEW QUESTION: 109

To complete the sentence, select the appropriate option in the answer area.

Azure Machine Learning designer lets you create machine learning models b

adding and connecting modules on a visual canvas.
automatically performing common data preparation tasks.
automatically selecting an algorithm to build the most accurate model.
using a code-first notebook experience.

Answer:

Answer Area

You can use the service to train an object detection model by using your own images

Computer Vision
Custom Vision
Form Recognizer
Video Indexer

Explanation



Azure Machine Learning designer lets you create machine learning models b

adding and connecting modules on a visual canvas.

automatically performing common data preparation tasks.

automatically selecting an algorithm to build the most accurate model.

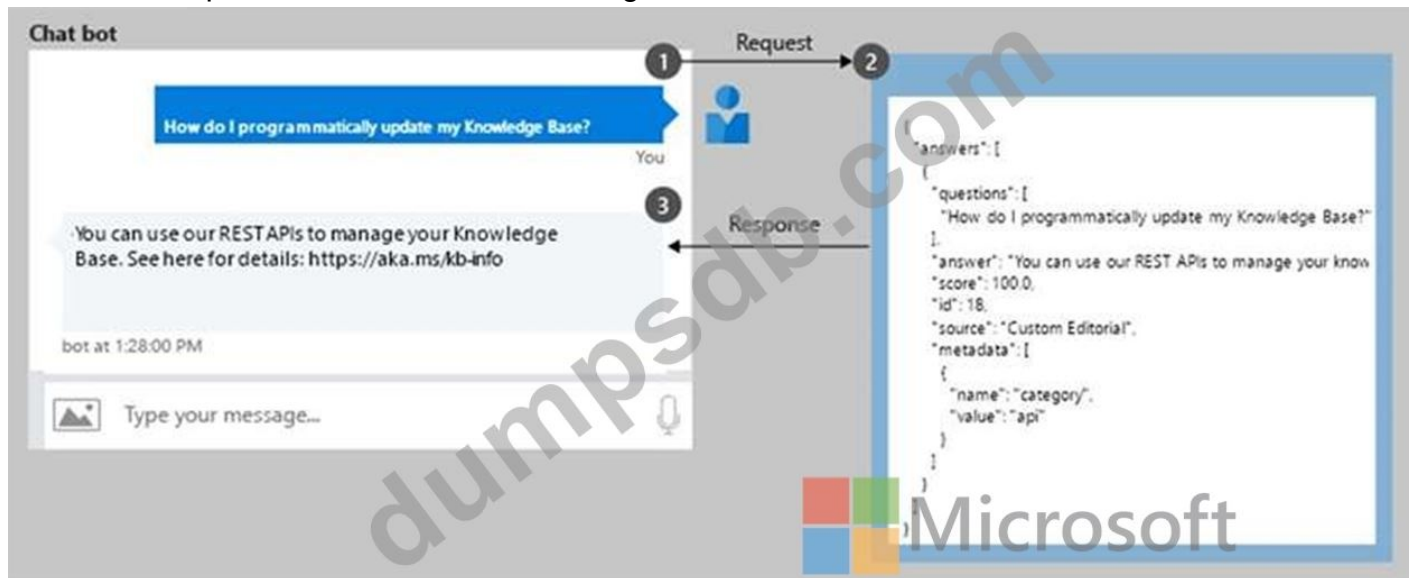
using a code-first notebook experience.

Reference:

<https://docs.microsoft.com/en-us/azure/machine-learning/concept-designer>

NEW QUESTION: 110

You have the process shown in the following exhibit.



Which type AI solution is shown in the diagram?

- A. a machine learning model
- B. a sentiment analysis solution
- C. a computer vision application
- D. a chatbot

Answer: ([SHOW ANSWER](#))

NEW QUESTION: 111

Your company wants to build a recycling machine for bottles. The recycling machine must automatically identify bottles of the correct shape and reject all other items.

Which type of AI workload should the company use?

- A. anomaly detection

- B. conversational AI
- C. computer vision
- D. natural language processing

Answer: C (LEAVE A REPLY)

Explanation

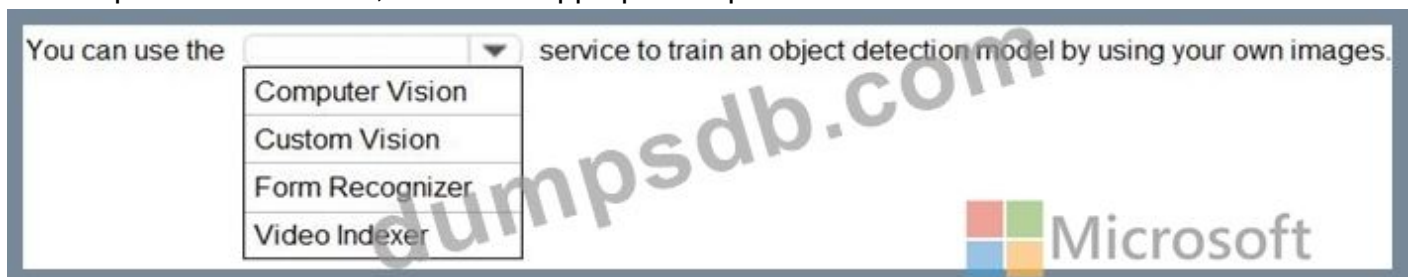
Azure's Computer Vision service gives you access to advanced algorithms that process images and return information based on the visual features you're interested in. For example, Computer Vision can determine whether an image contains adult content, find specific brands or objects, or find human faces.

Reference:

<https://docs.microsoft.com/en-us/azure/cognitive-services/computer-vision/overview>

NEW QUESTION: 112

To complete the sentence, select the appropriate option in the answer area.



Answer:



Explanation:

Azure Custom Vision is a cognitive service that lets you build, deploy, and improve your own image classifiers. An image classifier is an AI service that applies labels (which represent classes) to images, according to their visual characteristics. Unlike the Computer Vision service, Custom Vision allows you to specify the labels to apply.

Note: The Custom Vision service uses a machine learning algorithm to apply labels to images. You, the developer, must submit groups of images that feature and lack the characteristics in Question:. You label the images yourself at the time of submission. Then the algorithm trains to this data and calculates its own accuracy by testing itself on those same images. Once the algorithm is trained, you can test, retrain, and eventually use it to classify new images according to the needs of your app. You can also export the model itself for offline use.

Incorrect Answers: Computer Vision:

Azure's Computer Vision service provides developers with access to advanced algorithms that process images and return information based on the visual features you're interested in. For

example, Computer Vision can determine whether an image contains adult content, find specific brands or objects, or find human faces.

Reference:

<https://docs.microsoft.com/en-us/azure/cognitive-services/custom-vision-service/home>

Valid AI-900 Dumps shared by TrainingQuiz.com for Helping Passing AI-900 Exam!

TrainingQuiz.com now offer the **newest AI-900 exam dumps**, the TrainingQuiz.com AI-900 exam **questions have been updated** and **answers have been corrected** get the **newest**

TrainingQuiz.com AI-900 dumps with Test Engine here: <https://www.trainingquiz.com/AI-900-practice-quiz.html> (321 Q&As Dumps, **40%OFF Special Discount: Exam-Tests**)